



राष्ट्रीय परीक्षा एजेंसी  
**National Testing Agency**  
Excellence in Assessment



विश्वविद्यालय अनुदान आयोग  
University Grants Commission  
quality higher education for all

INFORMATION BULLETIN

*for*

**UGC-NET**

UNIVERSITY GRANTS COMMISSION  
NATIONAL ELIGIBILITY TEST

**JUNE  
2020**



## **IMPORTANT INFORMATION AND DATES AT A GLANCE**

**(Please refer to Information Bulletin for details)**

### **1. FEE DETAILS AND IMPORTANT DATES:**

Online Submission of Application Form	<b>16 March – 16 April 2020 (upto 11:50 pm)</b>	
Last date of successful transaction of fee through Credit Card/Debit Card/Net-Banking/Paytm	<b>17 April 2020 (upto 11:50 pm)</b>	
Fee Payable by Candidates	General/Unreserved	<b>Rs. 1000/-</b>
	Gen-EWS*/ OBC-NCL**	<b>Rs. 500/-</b>
	SC/ST/PwD/ Transgender	<b>Rs. 250/-</b>
	<b>Processing charges &amp; Goods and Services Tax (GST) are to be paid by the candidate, as applicable</b>	
Correction in particulars of Application Form on website only	<b>18 April to 24 April 2020</b>	
Downloading of Admit Cards from NTA website	<b>15 May, 2020</b>	
Dates of Examination	<b>15 June 2020 to 20 June 2020</b>	
Duration of Examination	<b>180 minutes (03 hours) No break between Paper 1 &amp; Paper 2</b>	
Timing of Examination	<b>First Shift: 9.30 am to 12.30 pm</b>	
	<b>Second Shift: 02.30 pm to 05.30 pm</b>	
Centre, Date and Shift for Candidates	<b>As indicated on Admit Card</b>	
Display of Recorded Responses and Answer Keys	<b>To be announced later on website</b>	
Website(s)	<b><a href="http://www.nta.ac.in">www.nta.ac.in</a>, <a href="http://ugcnet.nta.nic.in">ugcnet.nta.nic.in</a></b>	
Declaration of Result on NTA website	<b>by 5 July 2020</b>	

*\*As per the OM No. 20013/01/2018-BC-II dated January 17, 2019 issued by the Ministry of Social Justice and Empowerment and the OM No. 12-4/2019-U1 dated 17.01.2019 as well as the Letters No 35-2/2019-T.S.I dated 21.01.2019, 01.02.2019, 04.02.2019 and 15.02.2019 of MHRD Department of Higher Education regarding implementation of reservation for Economically Weaker Sections (EWSs) for admission in Central Educational Institutions.*

*\*\*OBC (Other Backward Classes)-NCL (Non Creamy Layer) as per the central list of Other Backward Classes available on National Commission for Backward Classes (NCBC- Government of India website [www.ncbc.nic.in](http://www.ncbc.nic.in)).*

*The candidates falling in this list may mention OBC in the Category Column.*

*State list OBC Candidates who are not in OBC-NCL (Central List) **must** choose **General**.*

- 2. Candidates can apply for UGC-NET June 2020 in “Online” mode only. Submission of Online Application Form may be done by accessing NTA website [ugcnet.nta.nic.in](http://ugcnet.nta.nic.in). The Application in any other mode will not be accepted.**

3. **Only one application is to be submitted by a candidate.**
4. Candidates must follow the instructions strictly as given in the Information Bulletin and on NTA website. Candidates not complying with the instructions shall be summarily disqualified.
5. Candidates must ensure that e-mail Address and Mobile Number provided **in the Online Application Form are their own** as all information/ communication will be sent by NTA through e-mail on the given **e-mail address or SMS on given Mobile Number only.**
6. **Instructions for filling Online Application Form:**
  - ❖ Download Information Bulletin and Replica of Application Form. Read these carefully to ensure your eligibility.
  - ❖ **Follow the steps given below to Apply Online:**
    - Step-1: Apply for Online Registration using unique email Id and Mobile No.**
    - Step-2: Fill in the Online Application Form and note down the system generated Application No.**
    - Step-3: Upload scanned images of Candidate's Photograph (file size: 10 kb - 200 kb) and Candidate's Signature (file size: 4kb - 30kb) in JPG/JPEG format.**
    - Step-4: Pay fee using SBI/Syndicate/HDFC/ICICI/Paytm Payment Gateway through Debit Card/Credit Card/Net Banking/UPI/Paytm and keep proof of fee paid. In case the Confirmation Page is not generated after payment of fee then the transaction is cancelled, and amount will be refunded to the candidate's account. However, the candidate has to make another transaction, in case the Confirmation Page is not generated.**
  - ❖ Download, save and print copies of Confirmation Page after successful remittance of fee and keep copies safely for future reference.
  - ❖ All the 4 Steps can be done together or at separate times.
7. Candidates are advised to visit the NTA website and check their e-mails/SMS regularly for latest updates.
8. Candidate shall appear at their own cost at the Examination Centre on Date and Shift indicated on their Admit Card issued by the NTA.
9. Any request to change the Examination Centre, Date, Shift and NET Subject provided on the Admit Card shall not be considered under any circumstances.

**Note:**

1. *The final submission of Online Application Form will remain incomplete if Step-3 and step-4 are not complete. Such forms will stand rejected and no correspondence on this account will be entertained.*
2. *No request for refund of fee once remitted by the candidate will be entertained by NTA under any circumstances.*
3. *The entire application process of **UGC-NET June 2020** is online, including uploading of scanned images, Payment of Fees, and Printing of Confirmation Page. **Therefore, candidates are not required to send/submit any document(s) including Confirmation Page to NTA through Post/ Fax/ by Hand/E-mails.***

Candidates are **NOT** allowed to carry Instruments, Geometry or Pencil box, Handbag, Purse, any kind of Paper/ Stationery/ Textual material (printed or written material), Eatables and Water (loose or packed), Mobile Phone/ Ear Phone/ Microphone/ Pager, Calculator, DocuPen, Slide Rules, Log Tables, Camera, Tape Recorder, Electronic Watches with facilities of calculator, any metallic item or electronic gadgets/ devices in the Examination Hall/Room.

**Diabetic students will be allowed to carry eatables like sugar tablets/fruits (like banana/apple/orange) and transparent water bottle** to the Examination Hall/Room. However, they will not be allowed to carry packed foods like chocolates/candy/sandwich etc.

**DISCLAIMER**

1. Candidates are advised to read the Information Bulletin carefully and go through the instructions regarding filling of Online Application Form given on UGC-NET June 2020 website [www.nta.ac.in](http://www.nta.ac.in), [ugcnet.nta.nic.in](http://ugcnet.nta.nic.in) before starting online registration.
2. Candidate should ensure that all information entered during the online registration process is correct.
3. Online information provided by candidates like name of candidate, contact/ address details, category, PwD status, educational qualification details, date of birth, etc will be treated as correct/final. Any request for changes in information after the closure of correction period will not be considered by NTA under any circumstances.
4. NTA disclaims any liability that may arise to a candidate(s) due to incorrect information provided by the candidate(s) during application process.
5. NTA does not edit /modify/alter any information entered by the candidates after completion of application process under any circumstances. Any request for change in information thereafter will not be entertained. Therefore, candidates are advised to exercise utmost caution for filling up correct details in the Application Form.

**Usage of Data and Information:**

NTA can use the data provided by the End User (test taker) for internal purpose(s) including training, research and development, analysis and other permissible purpose(s).

## INDEX

Sl. No.	Particulars	Page No.
1.	Introduction	1
2.	UGC-NET June 2020 Examination: 2.1 Mode of Examination 2.2 Pattern of Examination 2.3 Examination Centre (Cities) of UGC-NET June 2020 2.4 State/Union Territories and their Codes 2.5 Subject and Syllabus of Test 2.6 Schedule of Examination	1-3
3.	Important Instructions	3
4.	Eligibility Criteria 4.1 Qualifying Examination 4.2 Age Limit and Relaxation 4.3 Reservation Policy 4.4 Exemption (Eligibility for Assistant Professor)	3-7
5.	Fee Details and Important Dates	7-8
6.	How to Apply (Application Procedure) 6.1 Ready Reckoner 6.2 Instructions for filling Online Application Form 6.3 Check List for filling the Online Application Form	9-13
7.	Admit Card for UGC-NET June 2020	13-14
8.	Code of Conduct 8.1 Documents to be brought to the Examination Centre 8.2 Prohibited Materials at the Examination Centre 8.3 Reporting Time and other Important Instructions 8.4 Unfairmeans 8.5 Rough Work	14-16
9.	Display of Provisional Answer Key for Challenges	16-17
10.	Re-Evaluation/Re-Checking of result	17
11.	Procedure and Criteria for Declaration of Result	17-19
12.	Procedure for appearing in Computer Based Test (CBT) for UGC-NET	19
13.	Test Practice Centres (TPCs)	19
14.	Correspondence with NTA	20
15.	Query Redressal System (QRS)	20
16.	Common Services Centres/Facilitation Centres	20
17.	NTA Weeding Out Norms	20
18.	Legal Jurisdiction	21

**ANNEXURES**

I.	Cities for Centres of UGC-NET June 2020	22-26
II.	States/ Union Territories and their Codes	27
III.	Subjects and their Codes	28-30
IV.	Subjects at Post Graduation Level	31
V.	Post-Graduation Courses /Program	32
VI.	GST/Processing charges and Goods and Service Taxes (GST) and Procedure for Payment of Fee	33-34
VII.	Common Services Centres/Facilitation Centres	35
VIII.	Replica of Application Form / Screen Shots	36-43
IX.	NTA Normalization procedure based on Percentile Score	44-47
X.	How to take Computer Based Test (CBT)	48-53
XI.	NTA Test Practice Centres (TPCs) and NTA APP (available on 'Playstore')	54-57
XII.	Proformas of Certificate regarding Physical Limitation in an Examinee to Write	58
XIII.	Proformas of Letter of Undertaking for Using Own Scribe	59
XIV.	Affidavit for Single Girl Child	60
XV.	Self-Declaration of Minority Community by Candidate for support for Minority Students	61

## **INFORMATION BULLETIN**

### **University Grants Commission-National Eligibility Test**

**June, 2020**

#### **1. Introduction**

The Ministry of Human Resource Development (MHRD), Government of India (GOI), has established **National Testing Agency (NTA)** as an independent, autonomous and self-sustained premier organization under the Societies Registration Act, 1860, registered as a self-reliant and self-sustained premier testing organization.

***Some of the objectives, inter alia, include:***

- (i) To conduct efficient, transparent and international standard tests in order to assess the competency of candidates for admission.***
- (ii) To undertake research on educational, professional and testing system to identify gaps in the knowledge systems and take steps for bridging them.***
- (iii) To produce and disseminate information and research on education and professional development standards.***

The University Grants Commission (UGC) has entrusted the responsibility of conducting UGC-NET to NTA. UGC-NET is a test to determine the eligibility of Indian nationals for ‘**Assistant Professor**’ and ‘**Junior Research Fellowship and Assistant Professor**’ in Indian universities and colleges.

Selection of candidates for the following Fellowships of the Ministry of Social Justice and Empowerment/ Minority Affairs shall also be made on the basis of UGC-NET from the cycle of June 2020 onwards:

- National Fellowship for Scheduled Students
- National Fellowship for Other Backward Classes
- Maulana Azad National Fellowship for Minority candidates

UGC-NET June 2020 shall be conducted in subjects given at **Annexure III**, at selected cities spread across the country (**Annexure I**).

#### **2. UGC-NET June 2020( Candidates aspiring for the Fellowships listed at para-1 shall also apply for this Test)**

**2.1 Mode of Examination:** The Examination shall be conducted as Computer Based Test (CBT) only.

**2.2 Pattern:** The Test will consist of **two** papers. Both the papers will consist of objective type, multiple choice questions. **There will be no break between papers.**

Paper	Marks	Number of Questions	MCQ	Total duration
I	100	50	The questions in Paper I intends to assess the teaching/ research aptitude of the candidate. It will primarily be designed to test reasoning ability, reading comprehension, divergent thinking and general awareness of the candidate.	03 hours (180 minutes) without any break.  All the questions are compulsory.
II	200	100	This is based on the <b>subject selected by the candidate</b> and will assess domain knowledge.	

**Note:**

1. For each correct response the candidate will get 2 marks.
2. There is no negative marking for incorrect response.
3. No marks will be given for questions Unanswered/Marked for Review.  
\*If a question is found to be incorrect/ambiguous during the key challenge, only those candidates who have attempted the question and chosen one of the correct answer would be given the credit. Only for dropped question(s), if any, marks will be given to all the candidates.

### 2.3 Examination Centres (Cities):

The Centres (Cities) where the Test shall be conducted are given at **Annexure-I**. **It is mandatory for candidates to select the States/Cities (any four of their choice) while filling Online Application Form of UGC-NET June 2020**. Effort will be made to allot Centre of examination to the candidates in order of the City choice opted by them in their Application Form. **However, due to administrative reasons, a different city of nearby area may be allotted.**

### 2.4 States/Union Territories:

The List of States/Union Territories and their codes are given at **Annexure-II**.

### 2.5 Subject and Syllabus of Test:

The List of UGC-NET subjects for June 2020 and their Codes are given at **Annexure-III**. The candidates may note that the syllabus has been modified and the new syllabus applicable from June 2019 onwards has also been notified through a public notice on NTA website.

Updated syllabi for all NET subjects can be downloaded from the UGC website: <https://www.ugcnetonline.in/syllabus-new.php>.

National Testing Agency will not provide the copy of syllabus to any candidate.



## 2.6 Schedule of Examination:

Dates of Examination	Between 15 June 2020 to 20 June 2020	
	First Shift	Second Shift
Timing of Examination	09.30 am- 12.30 pm	02.30 pm- 5.30 pm
Duration of Examination	03 hours	
Entry into the Examination Centre*	7.30 am - 8.30 am	12.30 pm -1.30pm pm
Entry in the Examination	8.45 am- 9.00 am	1.45 pm- 2.00 pm
Instructions by the invigilators	9.15 am -9.25 am	2.15 pm- 2.25 pm
Test Commences	9.30 am	2.30 pm
Test Concludes	12.30 pm	5.30 pm

**\*Candidates are advised to report at the Examination Center, at least 2 hours before the commencement of the examination. Candidates will not be permitted to enter into the Examination Center after 8.30 am in First Shift and after 1.30 pm in Second Shift.**

*In case any candidate furnishes false information, appears in more than one shifts/dates of the CBT, the candidature is liable to be cancelled and the result will not be declared in such a case.*

## 3. Important Instructions

- (i) The eligibility for '**Assistant Professor**' or for '**Junior Research Fellowship and Assistant Professor**' will depend on the performance of the candidate in both the papers of UGC-NET in aggregate. However, the candidates qualifying **exclusively for Assistant Professor will not be considered for the award of JRF**. Candidates appearing in UGC-NET should thoughtfully select in the Application Form whether they are applying for '**Assistant Professor**' or '**Junior Research Fellowship (JRF) and Assistant Professor**'. Candidates who qualify the Test for eligibility for Assistant Professor will be governed by the rules and regulations for recruitment of Assistant Professor of the concerned universities/colleges/State governments, as the case may be.
- (ii) The candidates who qualify for the award of **JRF** are eligible to pursue research in the subject of their post-graduation or in a related subject and are also eligible for Assistant Professor. The universities, institutions, IITs and other national organizations may select the JRF awardees for full time research work in accordance with the procedure prescribed by them.
- (iii) **Junior Research Fellowship:** Candidates qualifying for the award of **JRF** will be eligible to receive fellowship of UGC under various schemes, subject to their finding placement in universities/IITs/Institutions. The validity period of the offer will be **three years** w.e.f. the date of issue of JRF Award Letter. However, for those candidates who have already joined M. Phil. / Ph.D., the date of commencement of Fellowship shall be from the date of declaration of NET result or date of their joining, whichever is later.

- (iv) The National Fellowship for Scheduled Caste(NFSC) Students, National Fellowship for Other Backward Classes(NFBC) and the Maulana Azad National Fellowship(MANF) for Minority Students shall be governed by the guidelines available on the official websites of the concerned Ministries or the UGC. Only those candidates who have applied for 'Both JRF and Eligibility for Assistant Professor' and qualify for 'Eligibility for Assistant Professor Only' in the UGC-NET form the consideration zone for the aforesaid schemes.

## 4. Eligibility Criteria

### 4.1 Qualifying Examination

- (i) General/Unreserved/General-EWS candidates who have secured **at least 55% marks** (without rounding off) in Master's Degree **or** equivalent examination from universities/institutions recognized by UGC (available on the website: [www.ugc.ac.in/oldpdf/consolidated%20list%20of%20All%20universities.pdf](http://www.ugc.ac.in/oldpdf/consolidated%20list%20of%20All%20universities.pdf) in Humanities and Social Science(including languages), Computer Science and Applications, Electronic Science etc. are eligible for this Test. **List of subjects at Post Graduation level is attached as Annexure-IV.** The Other Backward Classes (OBC) belonging to Non-Creamy Layer/Scheduled Caste (SC)/Scheduled Tribe (ST)/Persons with Disability (PwD)/Transgender category candidates who have secured **at least 50% marks** (without rounding off) in Master's degree or equivalent examination are eligible for this Test.
- (ii) Candidates who are pursuing their Master's degree or equivalent course or candidates who have appeared for their qualifying Master's degree (final year) examination and whose result is still awaited or candidates whose qualifying examinations have been delayed may also apply for this test. However, such candidates will be admitted provisionally and shall be considered eligible for award of JRF/eligibility for Assistant Professor only after **they have passed their Master's Degree or equivalent examination with at least 55% marks (50% marks in case of OBC-NCL /SC/ST/PwD/Transgender category candidates).** Such candidates must complete their Master degree or equivalent examination within two years from the date of NET result with required percentage of marks, failing which they shall be treated as disqualified.
- (iii) The **transgender** category would be eligible to draw the same relaxation in fee, age and qualifying criteria for NET (i.e. JRF and Assistant Professor) as are available to SC/ST/PwD categories. The subject wise cut-offs for this category should be the lowest among those for SC/ST/PwD/OBC–NCL categories in the corresponding subject.
- (iv) The Ph.D. degree holders whose Master's level examination have been completed by **19 September 1991** (irrespective of date of declaration of result) shall be eligible for **a relaxation of 5% in aggregate marks (i.e. from 55% to 50%)** for appearing in NET. The list of Post-Graduation courses and their codes is given at **Annexure-V.**

- (v) Candidates are advised to appear in the subject of their Post Graduation only. The candidates, whose Post Graduation subject is not covered in the list of NET subjects attached as **Annexure-IV**, may appear in a related subject.
- (vi) Candidates **are neither required to send any certificates/documents in support of their eligibility nor printout of their Application Form or Confirmation Page to NTA.** However, the candidates, in their own interest, must ensure themselves about their eligibility for the test. In the event of any ineligibility being detected by the UGC/NTA at any stage, their candidature will be cancelled and they shall be liable for legal action. NTA does not verify the information provided by the candidates during online registration and hence candidature will be purely provisional subject to the fulfillment of eligibility criteria.
- (vii) Candidates with post-graduate diploma/certificate awarded by Indian University/ Institute or foreign degree/diploma/certificate awarded by the foreign University/ institute should in their own interest, ascertain the equivalence of their diploma/degree/ certificate with Master's degree of recognized Indian universities from Association of Indian Universities (AIU), New Delhi ([www.aiu.ac.in](http://www.aiu.ac.in)). The candidates with Master's degree in Law awarded by foreign universities should in their own interest, ascertain the equivalence of their Master's degree with corresponding Master's degree of recognized Indian universities from the Bar Council of India (BCI).

## 4.2 Age Limit and Relaxation

- (i) **JRF:** Not more than 30 years as on 01.06.2020.

A relaxation of **upto 5 years** is provided to the candidates belonging to OBC-Non Creamy Layer (OBC-NCL) (as per the Central list of OBC available on website: [www.ncbc.nic.in](http://www.ncbc.nic.in)) /SC/ST/PwD/Transgender categories and to women applicants. Relaxation will also be provided to the candidates with research experience, limited to the **period spent on research** in the relevant/related subject of post-graduation degree, subject to a maximum of 5 years, on production of a certificate from appropriate authority. **Three years relaxation** in age will be permissible to the candidates with L.L.M. degree. A relaxation of **upto 5 years is provided to the candidates who have served in the armed forces subject to the length of service** in the armed forces upto the first day of the month in which the concerned UGC-NET is to be held. Total **age relaxation on the above ground(s) shall not exceed five years under any circumstances.**

- (ii) **Assistant Professor:**

There is no upper age limit in applying for UGC-NET for Assistant Professor.

## 4.3 Reservation Policy

Reservation policy of the Government of India is applicable to UGC-NET. According to this, in the Central Universities and Institutions which are deemed to be Universities, 10% of the seats are reserved for the category General-

Economically Weaker Section (GEN-EWS), 15% of the seats are reserved for the category Scheduled Caste(SC), 7.5% for the category Scheduled Tribe(ST) and 27% for the category Other Backward Classes belonging to the Non Creamy layer”(OBC-NCL).

**Each category will have 4 (four)% reservations horizontally for Persons with Disabilities(PwD) as defined in the Rights of Persons with Disabilities Act, 2016 (RPwD Act,2016) (source-Press Release by UGC).**

**Section 2(r) of the RPwD Act, 2016 states the following:**

Persons with benchmark disabilities (PwD) means a person with not less than forty percent (40%) of a specified disability where specified disability has not been defined in measurable terms and includes a person with disability where specified disability has been defined in measurable terms, as certified by the certifying authority.

“Specified Disability” means the disabilities as specified in the Schedule of the RPwD Act 2016.The categories of disabilities are:

- (i) Blindness and low vision
- (ii) Deaf and hard of hearing
- (iii) Locomotor disability including cerebral palsy, leprosy cured, dwarfism, acid attack victims and muscular dystrophy
- (iv) Autism, intellectual disability, specified learning disability and mental illness, and
- (v) Multiple disabilities from amongst persons under clauses (i) to (iv)
- (vi) Other ‘specified disabilities’ mentioned in the Schedule of the RPwD Act 2016.

Please refer to Office Memorandum issued by Ministry of Social Justice & Empowerment dated 29 August 2018 (F.No.34-02/2015-DD-III), guideline IV, second paragraph.

**The facility of Scribe/Reader/Lab Assistant should be allowed to any person with benchmark disability as defined under section 2(r) of the RPwD Act, 2016 and has limitation in writing including that of speed if so desired by him/her.**

In case of persons with benchmark disabilities in the category of blindness, Locomotor disability (both arms affected- BA) and cerebral palsy, the facility of scribe/reader/lab assistant shall be given, if so desired by the person.

In case of other category of persons with benchmark disabilities, the provision of scribe/reader/lab assistant can be allowed on production of a certificate to the effect that the person concerned has physical limitation to write, and scribe is essential to write examination on his behalf, from the Chief Medical Officer/Civil Surgeon Medical Superintendent of a Government health care institution as per Proforma at **Annexure XII**.

The order further allows the candidate to opt for their own scribe/reader provided the qualification of the scribe is one step below the qualification of the candidate taking the examination. The candidate with bench-mark disabilities opting for their own scribe/reader should submit details of their own scribe as per Proforma at **Annexure XIII**.

Twenty minutes per hour compensatory time for duration of examination will also be allowed to the candidates who are availing the facility of scribe/reader/lab assistant.

The reservation policy, as announced by the government from time to time will be followed by the admitting institutes. The candidates are advised to look for the details at the time of admission.

**Important Note: No change in the category will be entertained after the last date specified by NTA for UGC-NET June 2020 Application and no subsequent changes will be effective after declaration of NTA UGC-NET Score June 2020.**

#### 4.4 Exemption (Eligibility for Assistant Professor)

- (i) NET/SET/SLET shall remain the minimum eligibility condition for recruitment and appointment of Assistant Professors in Universities/Colleges/ Institutions. In this regard, exemption from NET/SET/SLET will be governed by UGC regulations and amendments notified in the Gazette of India from time to time.
- (ii) The candidates who have passed the UGC/CSIR/JRF examination prior to 1989 are also exempted from appearing in NET.
- (iii) For SET Candidates: The candidates who have cleared the States Eligibility Test (SET) accredited by UGC for Assistant Professor held prior to 1st June 2002, are exempted from appearing in NET, and are eligible to apply for Assistant Professor anywhere in India. For SET held from 1st June 2002 onwards, the qualified candidates are eligible to apply for the post of Assistant Professor only in the universities/colleges situated in the State from where they have cleared their SET.

## 5 Fee Details and Important Dates:

Online Submission of Application Form		16 March – 16 April 2020 (upto 11:50 pm)
Last date of successful transaction of fee through Credit Card/Debit Card/Net-Banking/Paytm		17 April 2020 (upto 11:50 pm)
Fee Payable by Candidates	General/Unreserved	<b>Rs. 1000/-</b>
	Gen-EWS*/ OBC-NCL**	<b>Rs. 500/-</b>

	SC/ST/PwD/ Transgender	<b>Rs. 250/-</b>
	Processing charges & Goods and Services Tax (GST) are to be paid by the candidate, as applicable	
Correction in particulars of Application Form on website only	18 April to 24 April 2020	
Downloading of Admit Cards from NTA website	15 May, 2020	
Dates of Examination	15 June 2020 to 20 June 2020	
Duration of Examination No break between Paper 1 & Paper 2	180 minutes (03 hours)	
Timing of Examination	First Shift: 9.30 am to 12.30 pm	
	Second Shift: 02.30 pm to 05.30 pm	
Centre, Date and Shift for Candidates	As indicated on Admit Card	
Display of Recorded Responses and Answer Keys	To be announced later on website	

\*As per the OM No. 20013/01/2018-BC-II dated January 17, 2019 issued by the Ministry of Social Justice and Empowerment and the OM No. 12-4/2019-U1 dated 17.01.2019 as well as the Letters No 35-2/2019-T.S.I dated 21.01.2019, 01.02.2019, 04.02.2019 and 15.02.2019 of MHRD Department of Higher Education regarding implementation of reservation for Economically Weaker Sections (EWSs) for admission in Central Educational Institutions.

\*\*OBC (Other Backward Classes)-NCL (Non-Creamy Layer) - as per the central list of Other Backward Classes available on National Commission for Backward Classes (NCBC- Government of India website [www.ncbc.nic.in](http://www.ncbc.nic.in)).

The candidates falling in this list may mention OBC in the Category Column.

State list OBC Candidates who are not in OBC-NCL (Central List) **must** choose **General**.

## 6 How to apply (Application Procedure)

(Please see Replica of Application Form - Annexure VIII)

To avoid any kind of inconvenience or last-minute rush or unforeseen difficulties, candidates are advised to submit Online Application Form without waiting for the last date. NTA will not be responsible for network problems or any other problem of this nature in submission of online application during the last day.

### 6.1 Ready Reckoner:

Before beginning the process of filling the Online Application Form, read Information Bulletin carefully, keep ready required documents and follow the following instructions:

- ❖ Copy of Board/ University Certificate for Candidate's Name, Mother's Name, Father's Name and Date of Birth
- ❖ Type of Identification – Bank A/c passbook with photograph/ Passport Number/ Ration Card/ Aadhaar Card Number/Voter ID Card Number/ Other Govt ID
- ❖ Qualifying Degree Certificate or last semester marks sheet

<ul style="list-style-type: none"> <li>❖ Your Mailing Address as well as Permanent Address with Pin Code (<b>Refer Annexure- II for State Code</b>)</li> <li>❖ <b>Four cities</b> for Centres of your choice (<b>Refer Annexure-I for Codes</b>)</li> <li>❖ Code of NET Subject (<b>Refer Annexure-III for Code</b>)</li> <li>❖ Code of subject at Post Graduation level (<b>Refer Annexure-IV for Code</b>)</li> <li>❖ Code of Post Graduation Course (<b>Refer Annexure-V for Code</b>)</li> <li>❖ Category Certificate, if applicable</li> <li>❖ Economically Weaker Section (EWS) Certificate, if applicable</li> <li>❖ Person with Disability (PwD) Certificate, if applicable</li> <li>❖ e-mail address and Mobile Number of candidate</li> <li>❖ Scanned images in <b>JPG/JPEG format only:</b></li> </ul>	
<b>Candidate's Photograph</b>	File size must be between <b>10 kb to 200 kb.</b>
<b>Candidate's Signature in running hand</b>	File size must be between <b>04 kb to 30 kb.</b>

## 6.2 Instructions for filling Online Application Form:

- ❖ Log on to NTA website [ugcnet.nta.nic.in](http://ugcnet.nta.nic.in) and click on the “**Apply Online**” button under UGC-NET June 2020.
- ❖ Download [Information Bulletin](#) and [Replica of Application Form](#). Read these carefully to ensure your eligibility and acquaint yourself with the requirements for submission of Online Application Form.
 

**Step-1: Apply for Online Registration using unique Email Id and Mobile No.**

**Step-2: Complete Online Application Form and note down the system generated Application No.**

**Step-3: Upload scanned images of Candidate's Photograph and Candidate's Signature in JPG/JPEG format.**

**Step-4: Make payment of fee through SBI /Syndicate/HDFC /ICICI /Paytm Payment Gateway (Debit/Credit Card or Net Banking/Paytm) and keep proof of fee paid.**
- ❖ Download save and print copy of **Confirmation Page** after successful remittance of fee for your record and future reference.
- ❖ For submission of Online Application Form, Steps 1 to 4 must be completed. All Steps are mandatory.
- ❖ The final submission of Online Application Form will remain incomplete if step 2 and step 3 are not followed through. Such Online Application Forms would stand rejected and no correspondence on this account will be entertained.
- ❖ Candidate will get Application Number and One Time Password (OTP) message through e-mail and SMS for submission of Online Application Form. (Future Login will be allowed only with the Application Number and Password, so these must be preserved)
- ❖ Download, save and print copies of the Confirmation Page for your record and future reference.

**Step I: Registration Page**

**Fill in the basic information and note down the system generated Application No.**

- (i) Candidate's Name/ Mother's Name/ Father's Name as given in the Secondary School Examination or equivalent Board/ University Certificate in capital letters
- (ii) Date of Birth in dd/mm/yyyy format as recorded in Secondary School Examination or equivalent Board/ University certificate.
- (iii) Mobile Number and e-mail Address - Candidates must provide own Mobile Number and e-mail address.

**Note: Only one e-mail address and one Mobile Number are valid for one application**

**Step II: Fill in the complete Application Form**

**Fill in the complete Application Form**

1. *The application particulars entered can be **edited before final submission** of the Application Form.*
2. *Once finally submitted, particulars in certain specific fields may be changed only during correction window. After that no communication in this regard would be entertained.*
3. **All the steps for submission of Online Application Form, Uploading of Candidate's photograph, Candidate's signature, Payment of fee and Printing of Confirmation Page can also be done separately.**
4. *Facility of submission of Online Application Form, uploading of photograph, signatures, payment of fee and printing of the Confirmation Page will be deactivated as per schedule for submission of Application Form. Hence, candidates are required to complete the process within the prescribed schedule.*
5. *Candidates are not required to send/ submit hard copy of Confirmation page to NTA office. However, the candidates are advised to retain the hard copy of the Confirmation Page, and a proof of fee submitted for future need.*
6. *Registration will be treated as complete only if the fee has been transacted successfully, else the form will be cancelled.*
7. **Other Backward Classes (OBC)- Non Creamy Layer as per the central list of Other Backward Classes available on National Commission for Backward Classes (NCBC), Government of India website ([www.ncbc.nic.in](http://www.ncbc.nic.in)).** Thus, the candidates falling in this list may mention OBC in the Category Column. State list OBC Candidates who are not in OBC-NCL (Central List) must choose General.
8. *Economically Weaker Section (EWS) - As per the OM No. 20013/01/2018-BC-II dated January 17, 2019 issued by the Ministry of Social Justice and Empowerment and the OM No. 12-4/2019-U1 dated 17.01.2019 as well as the Letters No 35-2/2019-T.S.I dated 21.01.2019, 01.02.2019, 04.02.2019 and 15.02.2019 of MHRD Department of Higher Education regarding implementation of reservation for Economically Weaker Sections (EWS) for admission in Central Educational Institutions.*



9. *Gender- Provide Candidate's gender as recorded in the Type of Identification viz. Bank A/c Number/ Passport Number/ Ration Card/ Other Govt ID.*
10. *Single Girl Child- This option will be visible only if the candidate has selected the option "Female" in gender column. Single Girl Child in the family without brother or sister may select this option. Twin Daughter/Fraternal Daughter of the family may also select this option. (Annexure- XIV)*
11. *Minority – The candidate should select any one of the Minority Community viz. Muslim, Christian, Sikh, Buddhist, Jain and Parsi which is notified under minority community as per Section 2 (c) of National Commission for Minorities Act, 1992. The Self Declaration of Minority Community by Candidate for support for Minority Students given at **Annexure-XV***
12. *Provide complete postal address with PIN Code (Mailing Address as well as Permanent Address) for further correspondence. PIN code of Correspondence Address should be given in the space provided for this purpose.*

*(Note: The NTA shall not be responsible for any delay/loss in postal transit or for an incorrect Correspondence address given by the Applicant in the Application Form.)*

13. **Choice of Cities for Examination Centres:** *The candidate should select any four cities of their choice for examination of UGC-NET June 2020 given at **Annexure-I**.*
14. **UGC-NET Subject:** *The candidate should select the UGC-NET subject to appear from the list of UGC-NET Subjects given at **Annexure-III**.*
15. **Subject at Post Graduation level:** *The candidate should select the Subject at **Post Graduation level** given at **Annexure-IV**.*
16. **Post-Graduation Course:** *The candidate should select the Post-Graduation Course given at **Annexure-V**.*
17. **Under no circumstances the choice of cities for Centre and NET subject filled in the Application Form shall be changed by the NTA.**

### Step III: Uploading of scanned images

#### (i) Candidate's Photograph: to be uploaded

- The photograph must be taken on or after **01.03.2020** preferably indicating clearly the name of candidate along with the date of taking the photograph. Photograph should not be with cap or goggles.
- Spectacles are allowed only if being used regularly.
- **Polaroid and Computer generated photos are not acceptable.**
- **Applications not complying with these instructions or with unclear photographs are liable to be rejected.**
- **Application without photograph shall be rejected.**
- **The photograph need not be attested. Candidates are advised to take 6 to 8 passport size coloured photographs with white background.**
- **Candidates may please note that if it is found that photograph uploaded is fabricated i.e. de-shaped or seems to be hand-made or computer made, the form of the candidate will be rejected and the**

same would be considered as using Unfair means and the candidate would be dealt with accordingly.

*Note: Same Passport size photograph is to be used for uploading with Online Application Form and for pasting on Attendance Sheet at the Examination Centre.*

The candidate should scan his/her passport size photograph for uploading. File size must be between 10 kb to 200 kb.

**(ii) Candidate's Signature: to be uploaded**

- ❖ The candidate should put his full signature in running hand writing on white paper with Black Ink pen and scan for uploading.
  - ❖ File size must be between 4 kb to 30 kb.
  - ❖ Writing full name in the Box in Capital letters would not be accepted as signature and the Application Form would be rejected.
  - ❖ Further, unsigned Online Application Forms will also be rejected.
- Note: Candidate must ensure that the uploaded images are clear and proper.*

**Step IV: Payment of Fee and Status of receipt of Online Application Form with Fee:**

The final Confirmation of payment of Fee and the receipt of online transaction will be displayed in the Confirmation Page of UGC-NET June 2020. The candidature of the candidate, whose fees has not been received upto the prescribed last date (i.e. 17 April 2020), will not be considered for the examination.

In case the candidate has paid the fee but still not able to download the Confirmation Page, the candidate should approach the Help Line between 10.00 am to 5.00 pm from 18 April 2020 to 30 April 2020 with the following documents for correction and considering his/her candidature for the examination.

- (i) Proof of fee paid (Photocopy of transaction slip of fees paid through Debit/Credit Card and Net Banking/Paytm). **In case, the fee has not been remitted within the prescribed last date, the application would be treated as incomplete/unsuccessful and it shall not be considered.**
- (ii) No request regarding non-receipt of Online Application Form/Fee would be entertained by the NTA after 15 May 2020.
- (iii) Candidates are advised to keep visiting the NTA website regularly for latest updates.  
Candidates should check their mailbox for the given email ids and SMS in their registered Mobile Number for latest updates and information.

### 6.3 Check List for filling the Online Application Form:

The candidates are advised to ensure the following points before submitting the Online Application Forms:

- (i) Whether they fulfill the eligibility conditions for the Test as prescribed under the heading '**Conditions of Eligibility**' and '**Age Limit**'.
- (ii) That they have selected their **category** viz General/General-EWS/OBC (Non-Creamy Layer)/SC/ST/PwD/ Transgender and Minority option, in the relevant column correctly.
- (iii) That they have filled their **Subject code and City of examination code** in the relevant column correctly.
- (iv) That the Person with Disability (PwD) candidate has filled the relevant column in the Online Application Form. Only PwD candidates have to fill this column and the others have to leave it blank.
- (v) Whether they have kept a Printout of Application Form (confirmation page) for their own record.

## 7 Admit Card for UGC-NET June 2020

The Admit Card is issued provisionally to the candidates, subject to the fulfillment of the eligibility conditions.

The candidate has to download the Admit Card from the NTA website w.e.f 15 May 2020 onwards and appear for the Examination at the given Centre on Date and Shift (Timing) as indicated in their Admit Card.

**No candidate will be allowed to appear at the examination centre, on Date and Timings other than that allotted to them in their Admit card.**

In case candidates are unable to download Admit Cards from the website, the candidate should approach the Help Line between 10.00 am to 5.00 pm from 15 May 2020 to 10 June 2020.

**The candidates are advised to read the instructions on the Admit Card carefully and follow them during the conduct of the examination.**

In case of any discrepancy in the particulars of the candidate or his/her photograph and signatures shown in the Admit Card and Confirmation Page, the candidate may immediately **approach the Help Line between 10.00 am to 5.00 pm between 15 May 2020 to 10 June 2020. In such cases, candidates would appear in the examination with the already downloaded Admit Card. However, NTA will take necessary action to make correction in the record later.**

**Note:**

- a. Candidate may please note that Admit Cards will not be sent by post.

- b. *In no case, the duplicate Admit Card for UGC-NET June 2020 would be issued at the Examination Centres.*
- c. *Candidate must not mutilate the Admit Card or change any entry made therein.*
- d. *Candidates are advised to preserve their Admit Cards in good condition for future reference.*
- e. *No Admit Card shall be issued to the candidates whose Applications are found to be incomplete for any reasons (including indistinct/ doubtful photographs/unsigned Applications) or who do not fulfill the eligibility criteria for the examination.*
- f. *Issue of Admit Cards, however, shall not necessarily mean acceptance of eligibility which shall be further scrutinized at subsequent stages of admission process.*

## 8 Code of Conduct:

**(Candidates are advised to go through instruction printed on admit card carefully before going for the Examination)**

### 8.1 Documents to be brought to the Examination Centre

- ❖ Candidates must bring the following documents to the Test Centre
- ❖ Printed copy of **Admit Card** downloaded from NTA website.
- ❖ **One passport size photograph** (same as uploaded on the Online Application Form) for pasting on the specific space in the Attendance Sheet at Centre during the Examination. Any one of the **authorized photo IDs** (must be original, valid and non-expired) – PAN card/ Driving License/ Voter ID/ Passport/ Aadhaar Card (With photograph)/ Aadhaar Enrolment No/ Ration Card). **The name on the photo identification must match with the name as shown on the Admit Card.**

<b>If the name has been changed due to events such as marriage, candidate must show the relevant document at the time of exam. Marriage Certificate/ Divorce/ Decree/ Legal Name Change Document.</b>
---

- ❖ **PwD certificate** issued by the Competent Authority, if claiming the relaxation under PwD category.

### 8.2 Prohibited Materials at the Examination Centre

- (i) Candidates are not allowed to carry any baggage inside the Examination Centre. NTA will not be responsible for any belongings stolen or lost at the premises.
- (ii) Candidates are not allowed to carry any textual material, Calculators, Docu Pen, Slide Rules, Log Tables and Electronic Watches with facilities of calculator, printed or written material, bits of papers, mobile phone, Bluetooth devices, pager or any other electronic gadget/ device etc.
- (iii) The candidates are prohibited to bring any kind of electronic gadgets/device in the examination room/hall. If any candidate is found to be in possession of any of the above item, his/her candidature will be treated as cancelled and will also be debarred for future examination(s). The items/material will be seized and the case treated as one of 'unfair means'.
- (iv) No candidate, without the special permission of the Centre Superintendent or the Invigilator concerned, will leave their seat or Examination Room/Hall until the full duration of the paper is over. Candidates must follow the instructions strictly as instructed by the Centre Superintendent/Invigilators.

- Candidates should not leave the room/hall without handing over their rough sheets to the Invigilator on duty in the Room/Hall.
- (v) Smoking, chewing gutka, spitting etc. in the Examination Room/Hall is strictly prohibited.
  - (vi) Tea, coffee, cold drinks, snacks or eatables things are not allowed to be taken inside the examination room/hall during examination hours.
  - (vii) Candidates suffering from diabetes are allowed to carry into the examination hall the eatables like sugar tablets / fruits (like banana/apple/ orange) and transparent water bottle. However, they will not be allowed to carry packed foods like chocolate/ candy/sandwich etc.
  - (viii) The Candidates, especially those who are carrying the barred items, including the metallic objects such as Kara and Kirpan etc., should report at their respective Examination Centers one and half hour before the gate closing time, for ensuring timely checking/frisking and entry to the Examination Hall.

### 8.3 Reporting Time and other Important Instructions

- (i) **The candidates shall report at the Examination Centre two hours before the commencement of the examination** so as to complete the frisking and registration formalities well before time. Registration desk will be closed 30 minutes prior to the examination.
- (ii) Candidates shall not be permitted to enter in the Examination Centre after 8.30 am in First Shift and after 1.30 pm in Second Shift.
- (iii) Candidates are also advised to report at the Examination Hall/Room in the Examination Centre by 8.45 am in the First Shift and by 1.45 pm in the Second Shift.
- (iv) The candidates are advised to read the instructions on the Admit Card carefully and follow them during the conduct of the examination.
- (v) Candidates should take their seat immediately after opening of the Examination Hall. If the candidates do not report in time due to any reason i.e. traffic jam, train/bus delay etc, they are likely to miss some of the general instructions to be announced in the Examination Rooms/Halls. The NTA shall not be responsible for any delay.
- (vi) The candidate must show, on demand, the Admit Card downloaded/printed from the NTA website for admission in the examination room/hall. The Test Centre Staff on duty is authorized to verify the identity of candidates and may take steps to verify and confirm the identify credentials. Candidates are requested to extend their full cooperation. A candidate who does not possess the valid Admit Card shall not be permitted for the examination under any circumstances by the Centre Superintendent.
- (vii) A seat indicating Roll Number will be allotted to each candidate. Candidates should find and sit on their allocated seat only. In case of a candidate who changes room/hall or the seat on his/her own other than the one allotted, candidature shall be cancelled and no plea would be accepted for it.
- (viii) The candidate should ensure that the question paper available on the computer is as per his/her opted subject indicated in the Admit Card. In case, the subject of question paper is other than his/her opted subject, the same may be brought to the notice of the Invigilator concerned.

- (ix) Candidate may approach the Centre Superintendent/Invigilator in the room for any technical assistance, first aid emergency or any other information during the course of examination.

For any queries or issues regarding Computer Based Test, the candidates may contact on Helpline Numbers available on UGC NET website.

- (x) **For those who are unable to appear on the scheduled date of test for any reason, re-test shall not be held by the NTA under any circumstances.**

#### 8.4 Unfair means

The candidates are governed by all Rules and Regulations of the NTA with regard to their conduct in the Examination Hall. All cases of unfair means will be dealt with as per rules.

- (i) If Candidates are found to be in possession of any of the following items, their candidature will be treated as cancelled and will be debarred for future examination(s). The items/material will be seized and the case treated as one of 'unfair means'.

Any textual material, Calculators, Docu Pen, Slide Rules, Log Tables and Electronic Watches with facilities of calculator, printed or written material, bits of papers, mobile phone, Blue-tooth devices, pager or any other electronic gadget/device etc.

- (ii) Candidates shall maintain perfect silence and attend to their Question Paper only. Any conversation or gesticulation or disturbance in the Examination Room/Hall shall be deemed as misbehavior.
- (iii) Candidates must not obtain or attempt to obtain or give assistance of any kind during the examination. This will entail expulsion and cancellation of candidature for the examination.
- (iv) If a candidate is found using unfair means or impersonating, his/her candidature shall be cancelled and he/she will be liable to be debarred for taking examination either permanently or for a specified period according to the nature of offence.

#### 8.5 Rough Work

All calculations/writing work are to be done only in the rough sheet provided at the Test Centre in the examination Room/Hall and on completion of the test candidates must hand over the rough sheets to the invigilator on duty in the Room/Hall.

### 9. Display of Provisional Answer Key for Challenges

The NTA will display Provisional Answer Key of the questions on the NTA website [ugcnet.nta.nic.in](http://ugcnet.nta.nic.in) to provide an opportunity to the candidates to challenge the

Provisional Answer Key. The Answer Keys are likely to be displayed for two to three days.

The Candidates will be given an opportunity to make a challenge online against the Provisional Answer Key on payment of Rs. 1000/- per question challenged as processing charges.

Key Challenge procedure- Only paid challenges made during stipulated time through key challenge link will be considered. Challenges without justification/evidence and those filed on any other medium other than the prescribed link will not be considered.

**The NTA decision on the challenges shall be final and the result will be declared on the basis of final answer keys.**

#### Display of Recorded Responses

The NTA will display the Question Paper and attempted recorded responses by the candidates on the NTA website [ugcnet.nta.nic.in](http://ugcnet.nta.nic.in) prior to declaration of result. The Question paper attempted and recorded responses are likely to be displayed for two to three days.

## 10. Re-Evaluation/Re-Checking of result

There shall be no re-evaluation/re-checking of result. No correspondence in this regard shall be entertained.

## 11. Procedure and Criteria for declaration of result

### 11.1 The following steps will be followed:

- Step I:** The number of candidates to be qualified (total slots or Eligibility for Assistant Professor) shall be equal to 6% of the candidates appeared in both the papers of NET.
- Step II:** The total slots shall be allocated to different categories as per the reservation policy of Government of India.
- Step III:** In order to be considered for '**JRF and Eligibility for Assistant Professor**' and for '**Assistant Professor**', the candidate must have appeared in both the papers and secured at least 40% aggregate marks in both the papers taken together for General (Unreserved) category candidates and at least 35% aggregate marks in both the papers taken together for all candidates belonging to the following reserved categories (viz., SC, ST, OBC (belonging to Non-Creamy Layer, PwD and Transgender).
- Step IV:** The number of candidates to be declared qualified in any subject for a particular category is derived as per the methodology illustrated below

<p><b>Example:</b></p> <p>Number of candidates to be declared qualified for Eligibility for Assistant Professor in the subject 'Economics' for the Scheduled Caste (SC) category</p>	<p><b>Number of candidates belonging to SC category who secure at least 35% aggregate marks in both the papers taken together for SC category for 'Economics' (x) Total slots derived for SC category as per Step II (÷) Total number of candidates belonging to SC category over all subjects who secure at least 35% aggregate marks in both the papers taken together.</b></p>
--	---

The aggregate percentage of the two papers corresponding to the number of slots arrived at, shall determine the qualifying cut-off for Eligibility for Assistant Professor 'in 'Economics' for the SC category.

Similar yardstick shall be employed for deriving the subject-wise qualifying cut-offs for all categories.

**Step V:** All candidates who had applied for 'Eligibility for JRF & Eligibility for Assistant Professor both' out of the total number of qualified candidates derived as per Step IV, shall constitute the consideration zone for JRF.

**Step VI:** The total number of slots available for awarding JRF is allocated among different categories as per the reservation policy of Government of India. The procedure for subject wise cum category-wise allocation of JRF slots is illustrated below:

<p><b>Example:</b></p> <p>Number of candidates to be declared qualified for JRF &amp; Eligibility for Assistant Professor both in the subject 'Economics' for the Scheduled Tribe (ST) category</p>	<p>Number of candidates belonging to ST category who have opted for JRF and have qualified for Eligibility for Assistant Professor in the subject 'Economics' (x) Total JRF slots available for ST category (÷) Total number of candidates belonging to ST category over all subjects who have opted for JRF and have qualified for Eligibility for Assistant Professor.</p>
---	--

The aggregate percentage of the two paper scores corresponding to the number of JRF slots arrived at, shall determine the qualifying cut-off for JRF in 'Economics' for the ST category.

Similar procedure is used for all subjects and categories.

**It may be noted that the above qualifying criteria decided by UGC is final and binding.** Result of the examination shall be hosted on NTA website [ugcnet.nta.nic.in](http://ugcnet.nta.nic.in) and will be declared by 05 July 2020. The candidates will not be individually intimated about their result.



## 11.2 Normalization procedure (Annexure – IX):

- a) For multi-shift papers, raw marks obtained by the candidates in different shifts/sessions will be converted to NTA Score (percentile).
- b) The detailed procedure on NTA Score being adopted is available on NTA website under Normalization procedure based on Percentile Score.
- c) In case a subject test is conducted in multi-shifts, NTA Score will be calculated corresponding to the raw marks obtained by a candidate. The calculated NTA Score for the Raw Marks for all the shifts/sessions will be merged for further processing for deciding the allocation.
- d) In the events of the percentiles for the multi-shifts being dissimilar / unequal, the lowest will be the eligibility cut-off for that category for all candidates (i.e. all shifts).

For Example: In an the examination held in two shifts, if the 40% marks correspond to a Percentile score of 78 in Shift 1 and 79 in Shift 2, then all those equal to or above 78 percentiles (Percentile score of 100 to 78) in both shifts will become eligible in General Category. Similar method will be adopted for the other categories to determine eligibility cut-offs. In case the examination is held in a greater number of shifts the same principle shall apply.

## 12. Procedure for appearing in Computer Based Test (CBT)

Process has been explained at Annexure-X

## 13. Test Practice Centres (TPCs)

The Ministry of Human Resource Development has mandated the NTA to set up, establish and create a network of Test Practice Centres for candidates, especially in remote and rural areas to enable them to practice and be comfortable in taking a Computer Based Test (CBT). This facility is completely free of cost. Candidates can register online (on NTA website) where they are provided a convenient TPC near their location to practice on a given computer node. This facilitates the process of being able to take a Computer Based Test (CBT). The entire experience of using a computer is close to the actual experience of taking a CBT. All efforts are made to provide practice tests and questions so that candidates can familiarize themselves with logging into the system, go through the detailed instructions regarding the test, use the mouse or numeric keyboard on screen (virtual) for attempting each question, scroll down to the next question, navigate between questions, review and edit their options and submit answers. **(Refer to Annexure XI for details).**

## 14. Correspondence with NTA

All the correspondence should preferably be addressed by e-mail. The email query shall be addressed only if it is not anonymous and contains the name, postal address

and contact number of the sender. An email containing vague or general queries and other queries as contained in the Information Bulletin shall not be entertained. Queries shall not be entertained from person claiming to be representatives, associates or officiates of the applicant candidate. The following information shall not be revealed by phone or email:

- a. Internal documentation/status.
- b. Internal decision-making process of NTA. Any claim/counter claim thereof.
- c. Dates & venue of internal meetings or name of the staff/officers dealing with it.
- d. Any information which in the opinion of NTA cannot be revealed.

## **15. Query Redressal System (QRS)**

National Testing Agency (NTA) has established a Query Redressal System (QRS), an online web-enabled system developed by NTA. QRS is the platform based on web technology which primarily aims to enable submission of queries/grievances by the Registered Candidate(s) of UGC-NET June 2020 Examination with (24x7) facility for speedy and favorable redressal of the queries/grievances. A Unique Registration Number will be generated for tracking the status of the queries/grievances.

The Registered Candidate(s) are advised to use the online facility for speedy and favorable response before mailing their queries on the official email id of UGC-NET i.e. [ugcnet-nta@gov.in](mailto:ugcnet-nta@gov.in)

## **16. Common Services Centres/Facilitation Centres**

Candidates who are not well conversant face difficulties in the online application due to various constraints, can use the services of Common Services Centre, Ministry of Electronics and Information Technology, Government of India under the Digital India initiatives of Hon'ble Prime Minister. The Common Services Centre (CSC) scheme is a part of the ambitious National e-Governance Plan (NeGP) of Government of India and is managed at each village panchayat level by a Village level Entrepreneur (VLE).

There are more than 1.5 lakh Common Services Centres (CSC) across the country which will provide the desired support to candidates from urban as well as rural areas in online submission of application form and payment of fee through e-wallet. The list of the Common Services Centre is available on website: [www.csc.gov.in](http://www.csc.gov.in).

## **17. NTA Weeding Out Norms**

The record of UGC-NET June 2020 would be available up to 90 days from the Date of Examination.

## **18. Legal Jurisdiction**

All disputes pertaining to the conduct of UGC-NET Examination including Results shall fall within the jurisdiction of Delhi only. Further, any legal question arising out of the Examination shall be entertained only when raised within 30 days from the declaration of result.

The Director (Admn) of the NTA shall be the official by whose designation the NTA may sue or be sued.

## ANNEXURE-I

**List of Cities for Centres of UGC-NET June 2020**

Examination will be held at the following cities, provided there are sufficient numbers of candidates in the city. \*

Sr. No.	Zone	State/Union Territory	City	City Code
1	East 2	ARUNACHAL PRADESH	ITANAGAR/NAHARLAGUN	AL01
2	East 2	ASSAM	DIBRUGARH	AM01
3	East 2	ASSAM	GUWAHATI	AM02
4	East 2	ASSAM	JORHAT	AM03
5	East 2	ASSAM	SILCHAR (ASSAM)	AM04
6	East 2	ASSAM	TEZPUR	AM05
7	East 2	ANDAMAN AND NICOBAR	PORT BLAIR	AN01
8	South 1	ANDHRA PRADESH	ANANTAPUR	AP01
9	South 1	ANDHRA PRADESH	BHIMAVARAM	AP03
10	South 1	ANDHRA PRADESH	CHIRALA	AP04
11	South 1	ANDHRA PRADESH	CHITTOOR	AP05
12	South 1	ANDHRA PRADESH	ELURU	AP06
13	South 1	ANDHRA PRADESH	GUNTUR	AP07
14	South 1	ANDHRA PRADESH	KADAPA	AP08
15	South 1	ANDHRA PRADESH	KAKINADA	AP09
16	South 1	ANDHRA PRADESH	KURNOOL	AP10
17	South 1	ANDHRA PRADESH	NELLORE	AP11
18	South 1	ANDHRA PRADESH	ONGOLE	AP12
19	South 1	ANDHRA PRADESH	RAJAHMUNDRY	AP13
20	South 1	ANDHRA PRADESH	SRIKAKULAM	AP14
21	South 1	ANDHRA PRADESH	TIRUPATHI	AP16
22	South 1	ANDHRA PRADESH	VIJAYAWADA	AP17
23	South 1	ANDHRA PRADESH	VISAKHAPATNAM	AP18
24	South 1	ANDHRA PRADESH	VIZIANAGARAM	AP19
25	South 1	ANDHRA PRADESH	NARASARAOPET	AP20
26	South 1	ANDHRA PRADESH	PRODDATUR	AP21
27	South 1	ANDHRA PRADESH	SURAMPALEM	AP23
28	East 1	BIHAR	BHAGALPUR	BR02
29	East 1	BIHAR	DARBHANGA	BR04
30	East 1	BIHAR	GAYA	BR05
31	East 1	BIHAR	MUZAFFARPUR	BR06
32	East 1	BIHAR	PATNA	BR07
33	East 1	BIHAR	PURNEA	BR08
34	East 1	BIHAR	ARRAH	BR09
35	West 2	CHHATTISGARH	BHILAI NAGAR/DURG	CG01
36	West 2	CHHATTISGARH	BILASPUR (CHHATTISGARH)	CG02
37	West 2	CHHATTISGARH	RAIPUR	CG03
38	North 4	CHANDIGARH	CHANDIGARH/MOHALI/PANCH KULA	CH01
39	West 1	DADRA & NAGAR HAVELI and DAMAN & DIU	DAMAN	DD01
40	West 1	DADRA & NAGAR HAVELI and DAMAN & DIU	DIU	DD02
41	North 1	DELHI	DELHI/NEW DELHI	DL01

42	West 1	DADRA & NAGAR HAVELI and DAMAN & DIU	DADRA & NAGAR HAVELI	DN01
43	West 1	GUJARAT	AHMEDABAD/GANDHINAGAR	GJ01
44	West 1	GUJARAT	ANAND	GJ02
45	West 1	GUJARAT	BHAVNAGAR	GJ03
46	West 1	GUJARAT	JAMNAGAR	GJ06
47	West 1	GUJARAT	JUNAGADH	GJ07
48	West 1	GUJARAT	MEHSANA	GJ08
49	West 1	GUJARAT	RAJKOT	GJ10
50	West 1	GUJARAT	SURAT	GJ11
51	West 1	GUJARAT	VADODARA	GJ12
52	West 1	GUJARAT	VALSAD/VAPI	GJ13
53	West 1	GUJARAT	HIMATNAGAR	GJ14
54	West 1	GOA	PANAJI/MADGAON	GO01
55	North 4	HIMACHAL PRADESH	BILASPUR(HIMACHAL PRADESH)	HP01
56	North 4	HIMACHAL PRADESH	HAMIRPUR(HIMACHAL PRADESH)	HP03
57	North 4	HIMACHAL PRADESH	KANGRA/PALAMPUR	HP04
58	North 4	HIMACHAL PRADESH	SHIMLA	HP06
59	North 4	HIMACHAL PRADESH	SOLAN	HP07
60	North 4	HIMACHAL PRADESH	MANDI	HP08
61	North 4	HIMACHAL PRADESH	UNA	HP09
62	North 4	HIMACHAL PRADESH	KULLU	HP10
63	North 4	HARYANA	AMBALA	HR01
64	North 1	HARYANA	FARIDABAD	HR03
65	North 1	HARYANA	GURUGRAM	HR04
66	North 4	HARYANA	HISSAR	HR05
67	North 4	HARYANA	KARNAL	HR06
68	North 4	HARYANA	KURUKSHETRA	HR07
69	North 4	HARYANA	PANIPAT	HR08
70	North 4	HARYANA	SONIPAT	HR09
71	North 4	HARYANA	YAMUNA NAGAR	HR10
72	East 1	JHARKHAND	BOKARO STEEL CITY	JH01
73	East 1	JHARKHAND	DHANBAD	JH02
74	East 1	JHARKHAND	JAMSHEDPUR	JH03
75	East 1	JHARKHAND	RANCHI	JH04
76	East 1	JHARKHAND	HAZARIBAGH	JH05
77	North 4	JAMMU AND KASHMIR	BARAMULLA	JK01
78	North 4	JAMMU AND KASHMIR	JAMMU	JK02
79	North 4	JAMMU AND KASHMIR	SAMBA	JK03
80	North 4	JAMMU AND KASHMIR	SRINAGAR (J & K)	JK04
81	South 1	KARNATAKA	BELAGAVI(BELGAUM)	KK02
82	South 1	KARNATAKA	BELLARY	KK03
83	South 1	KARNATAKA	BENGALURU	KK04
84	South 1	KARNATAKA	BIDAR	KK05
85	South 1	KARNATAKA	DAVANAGERE	KK06
86	South 1	KARNATAKA	GULBARGA	KK08
87	South 1	KARNATAKA	HASSAN	KK09
88	South 1	KARNATAKA	DHARWAD/HUBBALLI(HUBLI)	KK10
89	South 1	KARNATAKA	MANGALURU(MANGALORE)	KK12
90	South 1	KARNATAKA	MYSURU(MYSORE)	KK14
91	South 1	KARNATAKA	SHIVAMOGA(SHIMOGA)	KK15
92	South 1	KARNATAKA	TUMAKURU	KK16

93	South 1	KARNATAKA	UDUPI/MANIPAL	KK17
94	South 1	KARNATAKA	MANDYA	KK18
95	South 2	KERALA	ALAPPUZHA/CHENGANNUR	KL01
96	South 2	KERALA	ERNAKULAM/ANGAMALY/MO OVATTUPUZHA	KL04
97	South 2	KERALA	IDUKKI	KL05
98	South 2	KERALA	KANNUR	KL07
99	South 2	KERALA	KASARAGOD	KL08
100	South 2	KERALA	KOLLAM	KL09
101	South 2	KERALA	KOTTAYAM	KL11
102	South 2	KERALA	KOZHIKODE	KL12
103	South 2	KERALA	MALAPPURAM	KL13
104	South 2	KERALA	PALAKKAD	KL15
105	South 2	KERALA	PATHANAMTHITTA	KL16
106	South 2	KERALA	THIRUVANANTHAPURAM	KL17
107	South 2	KERALA	THRISSUR	KL18
108	South 2	LAKSHADWEEP	KAVARATTI	LD01
109	North 4	LADAKH	LEH	LL01
110	East 2	MEGHALAYA	SHILLONG	MG01
111	East 2	MANIPUR	IMPHAL	MN01
112	East 2	MANIPUR	CHURACHANDPUR	MN02
113	West 2	MADHYA PRADESH	BALAGHAT	MP01
114	West 2	MADHYA PRADESH	BETUL	MP02
115	West 2	MADHYA PRADESH	BHOPAL	MP03
116	West 2	MADHYA PRADESH	CHHINDWARA	MP05
117	West 2	MADHYA PRADESH	GWALIOR	MP06
118	West 2	MADHYA PRADESH	INDORE	MP07
119	West 2	MADHYA PRADESH	JABALPUR	MP08
120	West 2	MADHYA PRADESH	REWA	MP11
121	West 2	MADHYA PRADESH	SAGAR	MP12
122	West 2	MADHYA PRADESH	SATNA	MP13
123	West 2	MADHYA PRADESH	UJJAIN	MP15
124	West 1	MAHARASHTRA	AHMEDNAGAR	MR01
125	West 1	MAHARASHTRA	AKOLA	MR02
126	West 1	MAHARASHTRA	AMRAVATI	MR03
127	West 1	MAHARASHTRA	AURANGABAD (MAHARASHTRA)	MR04
128	West 1	MAHARASHTRA	CHANDRAPUR	MR09
129	West 1	MAHARASHTRA	DHULE	MR10
130	West 1	MAHARASHTRA	JALGAON	MR13
131	West 1	MAHARASHTRA	KOLHAPUR	MR14
132	West 1	MAHARASHTRA	LATUR	MR15
133	West 1	MAHARASHTRA	MUMBAI/NAVI MUMBAI	MR16
134	West 1	MAHARASHTRA	NAGPUR	MR17
135	West 1	MAHARASHTRA	NANDED	MR18
136	West 1	MAHARASHTRA	NASHIK	MR19
137	West 1	MAHARASHTRA	PUNE	MR22
138	West 1	MAHARASHTRA	RAIGAD	MR23
139	West 1	MAHARASHTRA	RATNAGIRI	MR24
140	West 1	MAHARASHTRA	SANGLI	MR25
141	West 1	MAHARASHTRA	SATARA	MR26
142	West 1	MAHARASHTRA	SOLAPUR	MR27
143	West 1	MAHARASHTRA	THANE	MR28
144	West 1	MAHARASHTRA	WARDHA	MR29
145	East 2	MIZORAM	AIZAWL	MZ01

146	East 2	NAGALAND	DIMAPUR	NL01
147	East 2	NAGALAND	KOHIMA	NL02
148	East 1	ODISHA	BALASORE	OR02
149	East 1	ODISHA	BERHAMPUR-GANJAM	OR03
150	East 1	ODISHA	BHUBANESWAR	OR04
151	East 1	ODISHA	CUTTACK	OR05
152	East 1	ODISHA	DHENKANAL	OR06
153	East 1	ODISHA	ROURKELA	OR08
154	East 1	ODISHA	SAMBALPUR	OR09
155	North 4	PUNJAB	AMRITSAR	PB01
156	North 4	PUNJAB	BHATINDA	PB02
157	North 4	PUNJAB	JALANDHAR	PB04
158	North 4	PUNJAB	LUDHIANA	PB05
159	North 4	PUNJAB	PATHANKOT	PB07
160	North 4	PUNJAB	PATIALA/FATEHGARH SAHIB	PB08
161	North 4	PUNJAB	SANGRUR	PB11
162	South 2	PUDUCHERRY	PUDUCHERRY	PO01
163	North 3	RAJASTHAN	AJMER	RJ01
164	North 3	RAJASTHAN	ALWAR	RJ02
165	North 3	RAJASTHAN	BIKANER	RJ05
166	North 3	RAJASTHAN	JAIPUR	RJ06
167	North 3	RAJASTHAN	JODHPUR	RJ07
168	North 3	RAJASTHAN	KOTA	RJ08
169	North 3	RAJASTHAN	SIKAR	RJ09
170	North 3	RAJASTHAN	SRIGANGANAGAR	RJ10
171	North 3	RAJASTHAN	UDAIPUR	RJ11
172	East 2	SIKKIM	GANGTOK	SM01
173	East 2	TRIPURA	AGARTALA	TA01
174	South 1	TELANGANA	HYDERABAD/SECUNDERABAD/RANGA REDDY	TL01
175	South 1	TELANGANA	KARIMNAGAR	TL02
176	South 1	TELANGANA	KHAMMAM	TL03
177	South 1	TELANGANA	MAHBUBNAGAR	TL04
178	South 1	TELANGANA	NALGONDA	TL05
179	South 1	TELANGANA	WARANGAL	TL07
180	South 2	TAMIL NADU	CHENNAI	TN01
181	South 2	TAMIL NADU	COIMBATORE	TN02
182	South 2	TAMIL NADU	CUDDALORE	TN03
183	South 2	TAMIL NADU	KANCHIPURAM	TN05
184	South 2	TAMIL NADU	KANYAKUMARI/NAGERCOIL	TN06
185	South 2	TAMIL NADU	MADURAI	TN08
186	South 2	TAMIL NADU	NAMAKKAL	TN10
187	South 2	TAMIL NADU	SALEM	TN11
188	South 2	TAMIL NADU	THANJAVUR	TN12
189	South 2	TAMIL NADU	THOOTHUKUDI	TN13
190	South 2	TAMIL NADU	TIRUCHIRAPPALLI	TN14
191	South 2	TAMIL NADU	TIRUNELVELI	TN15
192	South 2	TAMIL NADU	TIRUVALLUR	TN16
193	South 2	TAMIL NADU	VELLORE	TN18
194	South 2	TAMIL NADU	VIRUDHUNAGAR	TN20
195	North 2	UTTARAKHAND	DEHRADUN	UK01
196	North 2	UTTARAKHAND	HALDWANI	UK02
197	North 2	UTTARAKHAND	HARIDWAR	UK03
198	North 2	UTTARAKHAND	NAINITAL	UK04
199	North 2	UTTARAKHAND	PANTNAGAR	UK05

<b>200</b>	North 2	UTTARAKHAND	ROORKEE	UK06
<b>201</b>	North 2	UTTAR PRADESH	AGRA	UP01
<b>202</b>	North 2	UTTAR PRADESH	ALIGARH	UP02
<b>203</b>	North 2	UTTAR PRADESH	ALLAHABAD/PRAYAGRAJ	UP03
<b>204</b>	North 2	UTTAR PRADESH	BAREILLY	UP04
<b>205</b>	North 2	UTTAR PRADESH	FAIZABAD	UP06
<b>206</b>	North 1	UTTAR PRADESH	GHAZIABAD	UP07
<b>207</b>	North 2	UTTAR PRADESH	GORAKHPUR	UP08
<b>208</b>	North 1	UTTAR PRADESH	NOIDA/GREATER NOIDA	UP09
<b>209</b>	North 2	UTTAR PRADESH	JHANSI	UP10
<b>210</b>	North 2	UTTAR PRADESH	KANPUR	UP11
<b>211</b>	North 2	UTTAR PRADESH	LUCKNOW	UP12
<b>212</b>	North 2	UTTAR PRADESH	MATHURA	UP13
<b>213</b>	North 1	UTTAR PRADESH	MEERUT	UP14
<b>214</b>	North 2	UTTAR PRADESH	MORADABAD	UP15
<b>215</b>	North 2	UTTAR PRADESH	MUZAFFARNAGAR	UP16
<b>216</b>	North 2	UTTAR PRADESH	SITAPUR	UP17
<b>217</b>	North 2	UTTAR PRADESH	VARANASI	UP18
<b>218</b>	East 2	WEST BENGAL	ASANSOL	WB01
<b>219</b>	East 2	WEST BENGAL	BURDWAN(BARDHAMAN)	WB02
<b>220</b>	East 2	WEST BENGAL	DURGAPUR	WB04
<b>221</b>	East 2	WEST BENGAL	HOOGHLY	WB06
<b>222</b>	East 2	WEST BENGAL	HOWRAH	WB07
<b>223</b>	East 2	WEST BENGAL	KALYANI	WB08
<b>224</b>	East 2	WEST BENGAL	KOLKATA	WB10
<b>225</b>	East 2	WEST BENGAL	SILIGURI	WB11



**ANNEXURE-II****List of STATES/ UNION TERRITORIES and their Codes**

Name of State/UT (In Alphabetical order)	Code
ANDAMAN & NICOBAR ISLANDS	01
ANDHRA PRADESH	02
ARUNACHAL PRADESH	03
ASSAM	04
BIHAR	05
CHANDIGARH	06
CHHATTISGARH	07
DADRA & NAGAR HAVELI	08
DAMAN & DIU	09
DELHI/NEW DELHI	10
GOA	11
GUJARAT	12
HARYANA	13
HIMACHAL PRADESH	14
JAMMU & KASHMIR	15
JHARKHAND	16
KARNATAKA	17
KERALA	18
LADAKH	19
LAKSHADWEEP	20
MADHYA PRADESH	21
MAHARASHTRA	22
MANIPUR	23
MEGHALAYA	24
MIZORAM	25
NAGALAND	26
ODISHA	27
PUDUCHERRY	28
PUNJAB	29
RAJASTHAN	30
SIKKIM	31
TAMIL NADU	32
TELANGANA	33
TRIPURA	34
UTTAR PRADESH	35
UTTARAKHAND	36
WEST BENGAL	37

## ANNEXURE-III

### List of NET Subjects and their Codes

Note: Syllabi for all NET Subjects can be downloaded from the UGC website:

<https://www.ugcnetonline.in/syllabus-new.php> and are also available in the libraries of all Indian Universities.

National Testing Agency will not send the syllabus to individual candidates.

S. No.	Subject	Subject Code
1	Adult Education/ Continuing Education/ Andragogy/ Non Formal Education.	46
2	Anthropology	07
3	Arab Culture and Islamic Studies	49
4	Arabic	29
5	Archaeology	67
6	Assamese	36
7	Bengali	19
8	Bodo	94
9	Buddhist, Jaina, Gandhian and Peace Studies	60
10	Chinese	32
11	Commerce	08
12	Comparative Literature	72
13	Comparative Study of Religions	62
14	Computer Science and Applications	87
15	Criminology	68
16	Defence and Strategic Studies	11
17	Dogri	33
18	Economics / Rural Economics /Co-operation / Demography / Development Planning/ Development Studies / Econometrics/ Applied Economics/Development Economics/Business Economics	01
19	Education	09
20	Electronic Science	88
21	English	30
22	Environmental Sciences	89
23	Folk Literature	71
24	Forensic Science	82
25	French (French Version)	39
26	Geography	80
27	German	44
28	Gujarati	37
29	Hindi	20

30	History	06
31	Home Science	12
32	Human Rights and Duties	92
33	Indian Culture	50
34	Japanese	45
35	Kannada	21
36	Kashmiri	84
37	Konkani	85
38	Labour Welfare/Personnel Management/Industrial Relations/ Labour and Social Welfare/Human Resource Management	55
39	Law	58
40	Library and Information Science	59
41	Linguistics	31
42	Maithili	18
43	Malayalam	22
44	Management (including Business Admn. Mgt./Marketing/ Marketing Mgt./Industrial Relations and Personnel Mgt./ Personnel Mgt./Financial Mgt./Co-operative Management)	17
45	Manipuri	35
46	Marathi	38
47	Mass Communication and Journalism	63
48	Museology & Conservation	66
49	Music	16
50	Nepali	34
51	Oriya	23
52	Pali	83
53	Performing Art - Dance/Drama/Theatre	65
54	Persian	42
55	Philosophy	03
56	Physical Education	47
57	Political Science	02
58	Politics including International Relations/International Studies including Defence/Strategic Studies, West Asian Studies, South East Asian Studies, African Studies, South Asian Studies, Soviet Studies, American Studies.	90
59	Population Studies	15
60	Prakrit	91
61	Psychology	04
62	Public Administration	14
63	Punjabi	24
64	Rajasthani	43
65	Russian	41
66	Sanskrit	25

67	Sanskrit traditional subjects (including Jyotisha/Sidhanta Jyotish/ Navya Vyakarna/ Vyakarna/ Mimansa/ Navya Nyaya/ Sankhya Yoga/ Tulanatmaka Darsan/ Shukla Yajurveda/ Madhav Vedant/ Dharmasasta/ Sahitya/ Puranotihasa /Agama).	73
68	Santali	95
69	Sindhi	101
70	Social Medicine & Community Health	81
71	Social Work	10
72	Sociology	05
73	Spanish	40
74	Tamil	26
75	Telugu	27
76	Tourism Administration and Management.	93
77	Tribal and Regional Language/Literature	70
78	Urdu	28
79	Visual Art (including Drawing & Painting/Sculpture Graphics/Applied Art/History of Art)	79
80	Women Studies	74
81	Yoga	100

“\*” The candidates with Master’s Degree in Geography (with specialization in Population Studies) or Mathematics/ Statistics are also eligible to appear in the subject “Population Studies” (Code 015).

“\*\*\*” The candidates with Master’s Degree in Humanities (including languages) and Social Sciences are eligible to appear in subject “Women Studies” (Code 074).

**Note: General Paper on Teaching and Research Aptitude (Paper-I) is compulsory for all.**

## List of subjects at Post Graduation Level and their Codes

Subjects of Post Graduation	Code	Subjects of Post Graduation	Code
Economics	801	Law	851
Political Science	802	Library and Information Science	852
Philosophy	803	Buddhist	853
Psychology	804	Comparative Study of Religions	854
Sociology	805	Mass Communication and Journalism	855
History	806	Performing Arts – Dance/ Drama/ Theatre	856
Anthropology	807	Museology & Conservation	857
Commerce	808	Archaeology	858
Education	809	Criminology	859
Social Work	810	Tribal and Regional Language/ Literature	860
Defence and Strategic Studies	811	Folk Literature	861
Home Science	812	Comparative Literature	862
Public Administration	813	Sanskrit Traditional Subjects	863
Population Studies	814	Jyotisha	864
Music	815	SidhantaJyotisha	865
Management	816	NavyaVyakarna	866
Maithili	817	Vyakarna	867
Bengali	818	Mimamsa	868
Hindi	819	NavyaNyaya	869
Kannada	820	Sankhya Yoga	870
Malayalam	821	TulanatmakaDarsana	871
Oriya	822	Shukla Yojurveda	872
Sculpture	823	Madhv Vedanta	873
Sanskrit	824	Dharma Sastra	874
Tamil	825	Sahitya	875
Telugu	826	Puranaitihasa	876
Urdu	827	Agama	877
Arabic	828	Women Studies	878
English	829	Visual Art	879
Linguistics	830	Drawing & Painting	880
Chinese	831	Computer Science and Applications	881
Dogri	832	Konkani	882
Nepali	833	Kashmiri	883
Manipuri	834	Pali	884
Assamese	835	Forensic Science	885
Gujarati	836	Social Medicine & Community Health	886
Marathi	837	Geography	887
French	838	History of Art	888
Spanish	839	Applied Art	889
Russian	840	Graphics	890
Persian	841	Electronic Science	891
Rajasthani	842	Environmental Sciences	892
German	843	International and Area Studies	893
Japanese	844	Prakrit	894
Adult Education/ Continuing Education	845	Human Rights and Duties	895
Andragogy / Non Formal Education	846	Tourism Administration and Management	896
Physical Education	847	Punjabi	897
Arab Culture and Islamic Studies	848	Advaita Vedanta	898
Indian Culture	849	Bodo	899
Labour Welfare/ Personnel Management/ Industrial Relations/ Labour and Social Welfare/ Human Resource Management	850	Santali	900

### List of Post Graduation Courses and their Codes

Post Graduation Courses	Code
Master of Ayurvedacharya (Ayurvedacharya)	01
Master of Acharya (Acharya)	02
Master of Law (L.L.M.)	03
Master of Architecture (M. Arch.)	04
Master of Commerce (M.Com)	05
Master of Dance (M. Dance)	06
Master of Education (M.Ed.)	07
Master of Library Science (M. Lib. Sc.)	08
Master of Literature (M.Litt.)	09
Master of Music (M.Mus)	10
Master of Pharmacy (M.Pharm.)	11
Master of Business Administration (MBA)	12
Master of Computer Applications (MCA)	13
Master of Financial Management (M.F.M.)	14
Master of Human Resource Development (M.H.R.D.)	15
Master of International Business (M.I.B)	16
Master of Marketing Management (M. Mkt. M.)	17
Master of Optometry (M. Optom.)	18
Master of Hospital Administration (MHA)	19
Master of Journalism and Mass Communication (MJMC)	20
Master of Mass Communication (MMC)	21
Master of Occupational Therapy (MOT)	22
Master of Public Health (MPH)	23
Master of Social Work (MSW)	24
Master of Planning (M. Plan)	25
Master of Science (M.Sc.)	26
Master of Statistics (M. Stat.)	27
Master of Technology (M.Tech.)	28
Master of Veterinary Science (M.V.Sc.)	29
Master of Arts (MA)	30
Master of Foreign Trade (M.F.T.)	31
Master of Physical Education (M.P.Ed.)	32
Master of Tourism Management (MTM)	33
Master of Physical Education and Sports Sciences (MPES)	34
Others	35

## Processing charges & Goods and Service Taxes (GST) and Procedure for Payment of Fee

### Mode of Payment of Fee and Service/Processing charges & GST

After completing Step-3 of Online Application Form, candidates may remit the examination fee (Step -4) by choosing the following options:

- (i) **Debit Card/ Credit card, Net Banking/UPI/ PAYTM:**
- Check the validity of the Debit/ Credit Card and keep it ready with you while logging on to website for submitting application form. Candidate should enter the information asked for and make payment through Debit/ Credit Card.
  - Through Net Banking, check the balance in your account and keep all credentials ready with you while logging on to website for submitting application form. Candidate should Login with his/her credentials of net banking and make payment through Net Banking.
  - Through UPI service
  - Through PAYTM service.

**Note: In case, the fee payment status is not 'OK' the candidates are advised as following: -**

- (i) If the fee is paid through credit/debit/Net Banking/PAYTM/UPI and status is not OK, it means the transaction is cancelled. Therefore, such candidates have to pay the fee once again and ensure the OK fee status.
- (ii) For cancelled transactions, the amount will, automatically, be refunded by the concerned Bank to concerned credit/debit card. The candidate has to pursue with the concerned bank for refund.

**Helpdesk: For any transaction related queries/ inquiry, please contact at:**

**(a) If Paying using SBI Bank:**

Level	Name	Email ID	Contact Number
1	Helpdesk	<a href="mailto:Dgmcs.cc@sbi.co.in">Dgmcs.cc@sbi.co.in</a>	18004253800
2	Helpdesk	<a href="mailto:Sbi.05222@sbi.co.in">Sbi.05222@sbi.co.in</a>	08026599990
3	Customer Care	<a href="mailto:agmcustomer.lhodel@sbi.co.in">agmcustomer.lhodel@sbi.co.in</a>	1800112211
4	Through SMS	<a href="#">UNHAPPY (add text)</a>	8008202020

**(b) If Paying using Syndicate Bank:**

Level	Name	Email ID	Contact Number
1	Helpdesk	<a href="mailto:pgsupport@billdesk.com">pgsupport@billdesk.com</a>	01202400850/1 9971262371
2	Complaint Management Services	<a href="mailto:ro.noida@syndicatebank.co.in">ro.noida@syndicatebank.co.in</a>	01202400850/1
3	Customer Care	<a href="mailto:ro.noida@syndicatebank.co.in">ro.noida@syndicatebank.co.in</a>	9971262371
4	Through SMS	<a href="mailto:ro.noida@syndicatebank.co.in">ro.noida@syndicatebank.co.in</a>	01202400850/1

**(c) If Paying using HDFC Bank:**

Level	Name	Email ID	Contact Number
1	Helpdesk	<a href="mailto:khushboo.kuma@icicibank.com">khushboo.kuma@icicibank.com</a>	+91-7042697803
2	Customer Care	<a href="mailto:customercare@icicibank.com">customercare@icicibank.com</a>	01133667777 / 01144455000
3	Through SMS	<a href="mailto:customercare@icicibank.com">customercare@icicibank.com</a>	+91-7042697803

**(d) If Paying using ICICI Bank:**

Level	Name	Email ID	Contact Number
1	Aiysha Khatun	<a href="mailto:support.nta@ingenico.com">support.nta@ingenico.com</a>	01204728426
2	Karan Sinha	<a href="mailto:karan.sinha@icicibank.com">karan.sinha@icicibank.com</a>	8826107923
3	Jai Sethi	<a href="mailto:Jai.sethi@icicibank.com">Jai.sethi@icicibank.com</a>	9013799596

**(e) If Paying using PAYTM:**

Level	Name	Email ID	Contact Number
1	Education Payment Support	<a href="mailto:education.support@paytm.com">education.support@paytm.com</a>	0120-4789521
2	Ambreen Fatma	<a href="mailto:education.support@paytm.com">education.support@paytm.com</a>	



## ANNEXURE-VII

### COMMON SERVICES CENTRES/FACILITATION CENTRES

Candidates, who are not well conversant to submit the online application due to various constraints, can use the services of Common Services Centre, Ministry of Electronics and Information Technology, Government of India under the Digital India initiatives of Hon'ble Prime Minister. The Common Services Centre (CSC) scheme is a part of the ambitious national e-Governance Plan (NeGP) of Government of India and is managed at each village panchayat level by a Village level Entrepreneur (VLE)

There are more than 1.5 lakhs Common Services Centres (CSC) across the country which will provide the desired support to candidates from urban as well as rural areas in online submission of Application Form and payment of fee through e-wallet. The list of the Common Services Centre is available on website: [www.csc.gov.in](http://www.csc.gov.in).

**The Common Services Centre will be providing following services on the rates indicated against each:**

S. No.	Services	Service Charges per transaction (GST applicable @ 18%)
1	Preparing e-mail, Submission of Application form & Printout till Fee Payment (Including uploading of Scanned Images )	Rs 25/-+GST
2	Uploading of Scanned Images only	Rs 10/-+GST
3	On line payment of Fee	Rs 0.5% of Fee +GST
4	Downloading of Admit Card/ OMR Answer Sheet/Answer Key	Rs 10+GST
5	Online claim for Responses/ Answer Key	Rs 25+GST
6	Printout per page	Rs 5+GST

**Note: To know nearest Common Services Centre, please open link - <http://gis.csc.gov.in/locator/csc.aspx>**

Replica of Application Form

For new Registration:

**NEW CANDIDATE REGISTRATION**

**Steps to apply online**

- Apply for Online Registration
- Fill Online Application Form
- Upload Scanned Photo & Signature
- Pay Examination Fee

Application Form : UGC - NET JUNE 2020

**NEW REGISTRATION**

For registered Candidates:

**ONLY REGISTERED CANDIDATES SIGN IN**

Application Form : UGC - NET JUNE 2020

Application No :

Password :

Enter Security Pin :

Security Pin :  

**SIGN IN**

[Forgot Password ?](#)      [Forgot Application No ?](#)

## Registration Page:

Registration  Application Form  Image Upload  Fee Payment

**Personal Details**

Candidate's Name : ABC  
Father's Name : ABC F  
Mother's Name : ABC M  
Date of Birth : 27 March (03) 1990  
Identity Type : Any Other Valid Govt Identity with photograph  
Gender : Male  
Enter Valid Govt Identity Number: XYZ1234

**Contact Details**

Address: 2/3 SOUTH BUILDING  
Locality(Optional): LOCAL AREA  
City/Town/Village: DELHI  
Country: India  
State /UT: DELHI  
District: --Select--  
Pin Code: 110001  
Land Line No. with STD code or any other Contact No. (Optional):  
Email Address:  
Mobile Number (+91) : 91 -

**Choose Password**

Password: .....  
Confirm Password: .....  
Security Question: Which is your favourite book  
Security Answer: .....

**Security Pin**

Enter security pin (case sensitive) : MU6431  
Security Pin : MU6431

**SUBMIT**

## Review the Registration Page and final submit:

**Review Page - Online Registration Form**

Review the following particulars carefully. If you would like to change any particulars entered, you may do so by pressing 'EDIT REGISTRATION FORM' button or press 'FINAL SUBMIT' button for final submission.

Candidate's Name: ABC  
Father's Name: ABC F  
Mother's Name: ABC M  
Date of Birth: 27-03-1990  
Identity Type: Any Other Valid Govt Identity with photograph: XYZ1234  
Gender: Male

Address: 2/3 SOUTH BUILDING  
Locality(Optional): LOCAL AREA  
City/Town/Village: DELHI  
Country: India  
State /UT: DELHI  
District: EAST DELHI  
Pin Code: 110001  
Land Line No. with STD code or any other Contact No.(Optional):  
Email Address: nta.manral@gmail.com  
Mobile Number (+91) : 91 - 7827981323

Security Question: Which is your favourite book ?  
Security Answer: (Not shown due to security reasons)  
Password: (Not shown due to security reasons)

**Confirm !!**  
Do you wish to submit Registration Form finally ?  
YES NO

## Registration Completed, Complete Application Form:

Home
Change Password
Register Query
Logout

Welcome - ABC
Application No : 2005 1000 0012

Registration
✔

Application Form
🕒

Image Upload
🕒

Fee Payment
🕒

Application Progress Status

Step 1 View Registration Form

Step 2 Complete Application Form

Step 3 Upload Images

Step 4 Pay Examination Fee

Application Status

Registration Form	Complete
Application Form	Incomplete
Image Upload	Incomplete
Application Fee Payment	Incomplete

You have completed **Registration Form**. Please note down the Application Number for future references.

### Application Number: 2005 1000 0012

Fill the Application Form by clicking on button as shown below.

Complete Application Form

Verify Mobile No. & Email Id

✖ Verify Mobile Number

✖ Verify Email Id

Please verify Mobile No. & Email Id to receive Confirmation Page/ Admit Card / Other important information from NTA.

## Personal Details:

Candidate's Name:

Date of Birth:

Gender:

Father's Name:

Mother's Name:

Nationality :

Category:

If you are a PwD Candidate, do you have benchmark disability (40% or more / "Severe" where percentage is not defined) ? :

Type of Disability:

Do you need scribe (as the criteria given in the Information Bulletin) ? :

Are You Diabetic?:

Do you belong to Minority Community ? :

Name of Minority Community:

Subject Name in Post Graduate Exam:

## Apply For:

Apply For: JRF & ASSISTANT PROFESSOR ▼

Subject Opted for NET: Education ▼

1st Choice for Exam City: HIMACHAL PRADESH ▼ BILASPUR (HIMACHAL PRADESH) ▼

2nd Choice for Exam City: CHHATTISGARH ▼ BILASPUR (CHHATTISGARH) ▼

3rd Choice for Exam City: JHARKHAND ▼ JAMSHEDPUR ▼

4th Choice for Exam City: JAMMU AND KASHMIR ▼ SRINAGAR (J & K) ▼

## Educational Details:

Qualification	Pass Status	Course/Stream Name	Qualifying Examination From	Qualifying Examination State	Board/University Name
Post Graduate	Passed ▼	Master of Education (M.Ed.) ▼	India ▼	DELHI ▼	Guru Gobind Singh Indraprastha Vishwavidyalaya, Sector 16 C, Dwarka, Delhi-110 078. (State University).

## PG and Doctorate Degree Details:

Whether already a doctoral student?: No ▼

Specialization, if Any :

Whether you Posses Research Experience in the subject of PG Degree : YES ▼

Research Experience in Years: 03


Whether M.Phil Passed/Appearing : YES ▼

Whether Ph.D. Passed/Appearing : YES ▼

Whether Master's level examination had been completed by 19th September, 1991 (irrespective of date of declaration of result) : YES ▼

Whether you are an Ex-Serviceman ? : NO ▼

Enter security pin (case sensitive) : 1M7Q44

Security Pin : 1M7Q44 

**SUBMIT**

## Review the Application Form:

Welcome : ABC Application No : 2005 1000 0012

**Review Page - Online Application Form**

Review the following particulars carefully. If you would like to change any particulars entered, you may do so by pressing 'EDIT APPLICATION FORM DATA' button or press 'FINAL SUBMIT' button for final submission.

Candidate's Name: ABC  
Date of Birth: 27-03-1990

**Review Page !!** Close ✕

Please review the following informations carefully.  
If you would like to change any information entered, you may do so by pressing 'EDIT APPLICATION FORM DATA' button or press 'FINAL SUBMIT' button for final submission.

you have benchmark disability (40% or more / "Severe" wh

Type of Disability: (iii) Locomotor disability including cerebral palsy, leprosy cured, dwarfism, acid attack victims and muscular dystrophy

Do you need scribe (as the criteria given in the Information Bulletin) ? : Yes - To be Arranged by NTA

Are You Diabetic? Yes

Do you belong to Minority Community ? : Yes

Name of Minority Community : Muslim

Nationality : Indian

Subject Name in Post Graduate Exam Education

## Registration Completed, Complete Application Form:

Home   Change Password   Register Query Logout

---

Welcome : ABC Application No : 2005 1000 0012

Registration 
Application Form 
Image Upload 
Fee Payment

**Application Progress Status**

Step 1 View Registration Form

Step 2 View Application Form

Step 3 Upload Images

Step 4 Pay Examination Fee

**Verify Mobile No. & Email Id**

Verify Mobile Number

Verify Email Id

**Please verify Mobile No. & Email Id to receive Confirmation Page/ Admit Card / Other important information from NTA.**

**Application Status**

Registration Form	<b>Complete</b>
Application Form	<b>Complete</b>
Image Upload	<b>Incomplete</b>
Application Fee Payment	<b>Incomplete</b>

**You have completed step 2 of Online Application Form.**

If you want to edit filled Application Form then click 'Edit Application Form' button shown below. Otherwise proceed for uploading of scanned images by clicking 'Upload Images' button to complete step 3.

**Application Number: 2005 1000 0012**

Edit Application Form
Upload Images

## Uploading of Scanned Images:


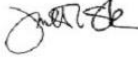
Welcome : ABC Application No : 2005 1000 0012

Registration  Application Form  Image Upload  Fee Payment

**Upload Scanned Files**

Please upload the following Scanned Files carefully in JPG format only.

1. Photograph: Size must be between 10KB to 200KB.  
2. Signature: Size must be between 4KB to 30KB.

S.N	Type of File	Preview	Display
1	Photograph	Choose File   pic.jpg	
2	Signature	Choose File   sign_n.jpg	

**Security Pin**

Enter Security Pin (case sensitive) : 5LE798  
Security Pin : 5LE798

I have verified Uploaded Images carefully

**UPLOAD**

## Confirmation of Uploaded Images:


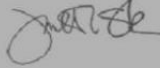
Welcome : ABC Application No : 2005 1000 0012

Registration  Application Form  Image Upload  Fee Payment

**Upload Scanned Files**

Please upload the following Scanned Files carefully in JPG format only.

1. Photograph: Size must be between 10KB to 200KB.  
2. Signature: Size must be between 4KB to 30KB.

S.N	Type of File	Preview	Display
1	Photograph	Choose File   pic.jpg	
2	Signature	Choose File   sign_n.jpg	

**Confirm !!**

Do you wish to Upload Images finally ?

## Pay of Examination Fee:

Home   Change Password   Register QueryLogout

Welcome : ABCApplication No : 2005 1000 0012

Registration  → Application Form  → Image Upload  → Fee Payment

#### Application Progress Status

- Step 1 View Registration Form
- Step 2 View Application Form
- Step 3 View Uploaded Images
- Step 4 Pay Examination Fee

#### Verify Mobile No. & Email Id

Please verify Mobile No. & Email Id to receive Confirmation Page/ Admit Card / Other important information from NTA.

#### Application Status

Registration Form	Complete
Application Form	Complete
Image Upload	Complete
Application Fee Payment	Incomplete

You have completed step 3 of Application Form for UGC - NET JUNE 2020 .  
The processing of application form will be completed only after the payment of fee. After payment of Fee, you will not be able to edit the filled Application Form data.  
**You are required to pay the fee Rs. 250/- .**

### Application Number: 2005 1000 0012

Edit Application FormEdit Uploaded ImagesPay Examination Fee Rs. 250 /-

Home   Change Password   Register QueryLogout

Welcome : ABCApplication No : 2005 1000 0012

Registration  → Application Form  → Image Upload  → Fee Payment

#### Mode of Payment

**Activity : Examination Fee Payment**

Select Mode of Payment



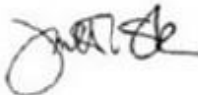
**Online Payment**

PROCEED FOR PAYMENT

Note: Fee can be deposited through Debit/Credit Card/Net Banking/UPI/Paytm Services



## Sample Copy of Confirmation Page:

<b>Application No.</b>		-				-	
<b>DO NOT SEND THIS PAGE TO NATIONAL TESTING AGENCY (NTA).</b>							
CANDIDATE IS REQUESTED TO RETAIN THE PRINTOUT OF CONFIRMATION PAGE FOR FUTURE REFERENCE							
<b>Personal Details</b>							
Candidate's Name		ABC		Date of Birth		28-08-1990	
Mother's Name		ABC M		Category		Gen-EWS	
Father's Name		ABC F		Gender		Male	
If you are a PwD Candidate, do you have benchmark disability (40% or more / "Severs" where percentage is not defined) ?		Yes		Type of Disability		(iv) Autism, intellectual disability, specified learning disability and mental illness	
Do you need scribe (as the criteria given in the Information Bulletin) ?		Yes - I have certificate of disability by the Chief Medical Officer/Civil Surgeon Medical Superintendent of a Government health care institution and Scribe to be provided by NTA		Nationality		Indian	
Do you belong to Minority Community ?		Yes		Name of Minority Community		Christian	
Are You Diabetic?		YES					
<b>Apply For</b>							
Apply For		Applied for JRF		Subject Opted for NIET			
Specialization				Medium of Question paper		English	
1st Choice for Exam City		HIMACHAL PRADESH - BILASPUR (HIMACHAL PRADESH)		2nd Choice for Exam City		CHHATTISGARH - BILASPUR (CHHATTISGARH)	
3rd Choice for Exam City		BIHAR - PATNA		4th Choice for Exam City		GUJARAT - ANAND	
<b>Doctorate Details</b>							
Whether already a doctoral student ?				Yes			
University Name where the admission has been taken:				XYZ UNIVERSITY			
Exam Year				2019			
Department Name where the admission has been taken:				GEOPHYSICS			
<b>Specialization Detail</b>							
Specialization, if Any							
<b>Contact Details</b>							
Address		RING ROAD		Locality		SECTOR IV	
City/Town/Village		DELHI		District		CENTRAL DELHI	
State /UT		DELHI		Pin Code		110001	
Email Address		nta*****@gmail.com		Mobile Number (+91)		964****242	
Land Line No. with STD code or any other Contact No.		--					
<b>Fee Payment Details</b>							
Payment Mode:				Transaction ID:		NA	
Exam Fee:		0/-		Date of Transaction:-		NA	
Fee Submitted On:							
<b>DECLARATION</b>							
I hereby declare that all the particulars given by me in this form are true to the best of my knowledge and belief and any mistake / misinformation, detected at the time of admission or at any stage in future, will result in the cancellation of admission/candidature. I have read the information bulletin and understood all the procedures. In case I furnish any false information, my result will not be declared/ my candidature will automatically stand cancelled. I shall abide by terms and conditions therein.							
<b>Images Uploaded by Candidate</b>							
<b>Photograph</b>				<b>Signature</b>			
							

## Annexure – IX

### National Testing Agency (NTA)

#### Procedure to be adopted for compilation of NTA scores for multi session Papers

#### **(Normalization procedure based on PERCENTILE SCORE)**

NTA will be conducting examinations on multiple dates, generally in two sessions per day. The candidates will be given different sets of questions per session and it is quite possible that in spite of all efforts of maintaining equivalence among various question papers, the difficulty level of these question papers administered in different sessions may not be exactly the same. Some of the candidates may end up attempting a relatively tougher set of questions when compared to other sets. The candidates who attempt the comparatively tougher examination are likely to get lower marks as compared to those who attempt the easier one. In order to overcome such a situation, “**Normalization procedure based on Percentile Score**” will be used for ensuring that candidates are neither benefitted nor disadvantaged due to the difficulty level of the examination. With the objective of ensuring that a candidate’s true merit is identified, and that a level playing field is created in the above context, the Normalization Procedure, set out below shall be adopted, for compiling the NTA scores for multi session papers.

**The process of Normalization is an established practice for comparing candidate scores across multi session papers and is similar to those being adopted in other large educational selection tests conducted in India. For normalization across sections, NTA shall use the percentile equivalence.**

**Percentile Scores:** Percentile scores are scores based on the relative performance of all those who appear for the examination. Basically, the marks obtained are transformed into a scale ranging from 100 to 0 for each session of examinees.

**The Percentile Score indicates the percentage of candidates that have scored EQUAL TO OR BELOW (same or lower raw scores) that particular Percentile in that examination. Therefore, the topper (highest score) of each session will get the same Percentile of 100 which is desirable. The marks obtained in between the highest and lowest scores are also converted to appropriate Percentiles.**

**The Percentile score will be the Normalized Score for the examination (instead of the raw marks of the candidate) and shall be used for preparation of the merit lists.**

**The Percentile Scores will be calculated up to 7 decimal places to avoid bunching effect and reduce ties.**

**The Percentile score of a Candidate is calculated as follows:**

$$\frac{100 \times \text{Number of candidates appeared in the 'Session' with raw score EQUAL TO OR LESS than the candidate}}{\text{Total number of the candidates appeared in the 'Session'}}$$

**Note:** The Percentile of the Total shall **NOT be** an aggregate or average of the Percentile of individual subject. Percentile score is not the same as percentage of marks obtained.

**Example:** Suppose a test was held in 4 sessions of examinees as per details given below:-

(Allocation of Days and shifts were done randomly)

(a) Distribution of candidates were as follows:

**Session-1:** Day-1 Shift-1, **Session-2:** Day-1 Shift-2, **Session-3:** Day-2 Shift-1 and **Session-4:** Day-2 Shift-2

Session	Day/Shift	No of Candidates			Marks	
		Absent	Appeared	Total	Highest	Lowest
Session-1	Day-1 Shift-1	3974	28012	31986	335	-39
Session-2	Day-1 Shift-2	6189	32541	38730	346	-38
Session-3	Day-2 Shift-1	6036	41326	47362	331	-49
Session-4	Day-2 Shift-2	9074	40603	49677	332	-44
<b>Total(Session-1 to Session-4)</b>		25273	142482	167755	346	-49

In this method of scoring the HIGHEST RAW SCORE in each paper (irrespective of the raw scores) will be the 100 Percentile indicating that 100% of candidates have scores equal to or lesser than the highest scorer/ topper for that session.

**Highest Raw Score and Percentile Score:** All the highest raw scores will have normalized Percentile Score of 100 for their respective session.

Session	Total Candidates Appeared	Highest Raw Score	Candidates who scored EQUAL OR LESS THAN Highest Raw Score	Percentile Score	Remarks
Session - 1	28012	335	28012	100.000000 [[28012/28012)*100]	i.e. <b>all the highest raw scores</b> would be <b>normalized</b> to 100 Percentile Score for their respective session.
Session - 2	32541	346	32541	100.000000 [[32541/32541)*100]	
Session - 3	41326	331	41326	100.000000 [[41326/41326)*100]	
Session - 4	40603	332	40603	100.000000 [[40603/40603)*100]	

**Lowest Raw Score and Percentile Score:** Percentile Score of all the lowest raw scores will depend on the total number of candidates who have taken the examination for their respective session.

Session	Total Candidates Appeared	Lowest Raw Score	Candidates who scored EQUAL OR LESS THAN Lowest Raw Score	Percentile Score	Remarks
Session-1	28012	-39	1	0.0035699 [[1/28012)*100]	i.e. Percentile Score of <b>all the</b>

<b>Session-2</b>	32541	-38	1	0.0030730 [(1/32541)*100]	<b>lowest raw scores are different</b> i.e. Percentile Score depend on the total number of candidates who have taken the examination for their respective session.
<b>Session-3</b>	41326	-49	1	0.0024198 [(1/41326)*100]	
<b>Session-4</b>	40603	-44	1	0.0024629 [(1/40603)*100]	

The following is a further explanation of the interpretation of the raw scores and Percentile Score in Session-3 (Day-2 and Shift-1) with 41326 candidates who have taken the examination.

Candidate	Percentile Score	No of Candidates	Raw Score	Remark
<b>A</b>	<b>100.000000</b> [(41326/41326)*100]	<b>1</b>	<b>331</b>	Indicates that amongst those appeared, 100% have scored either EQUAL TO OR LESS THAN the candidate A ( <b>331 raw score</b> ). It also indicates that no candidate has scored more than the candidate A ( <b>331 raw score</b> ).
<b>B</b>	<b>90.1224411</b> [(37244/41326)*100]	<b>77</b>	<b>121</b>	Indicates that amongst those appeared, 90.1224411% have scored either EQUAL TO OR LESS THAN the candidate B ( <b>121 raw score</b> ). It also indicates that remaining candidates have scored more than candidate B ( <b>121 raw score</b> ).
<b>C</b>	<b>50.4549194</b> [(20851/41326)*100]	<b>381</b>	<b>41</b>	Indicates that amongst those appeared, 50.4549194% have scored either EQUAL TO OR LESS THAN the candidate C ( <b>41 raw score</b> ). It also indicates that remaining those appeared have scored more than candidate C ( <b>41 raw score</b> ).
<b>D</b>	<b>31.7040120</b> [(13102/41326)*100]	<b>789</b>	<b>25</b>	Indicates that amongst those appeared, 31.7040120% have scored either EQUAL TO OR LESS THAN the candidate D ( <b>25 raw score</b> ). It also indicates that remaining candidates have scored more than candidate D ( <b>25 raw score</b> ).
<b>E</b>	<b>1.1034216</b> [(456/41326)*100]	<b>100</b>	<b>-15</b>	Indicates that amongst those appeared, 1.1034216% have scored either EQUAL TO OR LESS THAN the candidate E ( <b>-15 raw score</b> ).

				It also indicates that remaining candidates have scored more than candidate E (-15 raw score)
--	--	--	--	---

**STEP-BY-STEP PROCEDURE FOR NORMALIZATION AND PREPARATION OF RESULT:**

**Step-1: Distribution of Examinees in two shifts:**

Candidates have to be distributed into two sessions randomly so that each session has approximately equal number of candidates. These two sessions would be as follows:

**Session-1:** Day-1 Shift-1, **Session-2:** Day-1 Shift-2

In the event of more number of days or less number of shifts, the candidates will be divided accordingly.

This will ensure that there is no bias in the distribution of candidates who shall take the examination. Further, with a large population of examinees spread over the entire country the possibility of such bias becomes remote.

**Step-2: Preparation of Results for each Session:**

The examination results for **each session** would be prepared in the form of

- Raw Scores
- Percentiles Scores of Total raw scores.

The Percentiles would be calculated for each candidate in the Session as follows:

Let TP1 be the Percentile Scores of Total Raw Score of that candidate.

$$\text{Total Percentile (TP1): } 100 \times \frac{\text{No. of candidates appeared from the session with raw score EQUAL TO OR LESS than T1 score}}{\text{Total No. of candidates appeared in the session}}$$

**Step-3: Compilation of NTA score and Preparation of Result:**

The Percentile scores for the Total Raw Score for all the sessions (**Session-1:** Day-1 Shift-1, **Session-2:** Day-1 Shift-2) as calculated in **Step-2** above would be merged and shall be called the **NTA scores** which will then be used for compilation of result and further processing for deciding the allocation.

In the events of the percentiles for the multi-shifts being dissimilar / unequal, the lowest will be the eligibility cut-off for that category for all candidates (i.e. all shifts).

For Example: In an the examination held in two shifts, if the 40% marks correspond to a Percentile score of 78 in Shift 1 and 79 in Shift 2, then all those equal to or above 78 percentiles (Percentile score of 100 to 78) in both shifts will become eligible in General Category. Similar method will be adopted for the other categories to determine eligibility cut-offs.

In case the examination is held in more number of shifts the same principle shall apply.

### Computer Based Test (CBT)

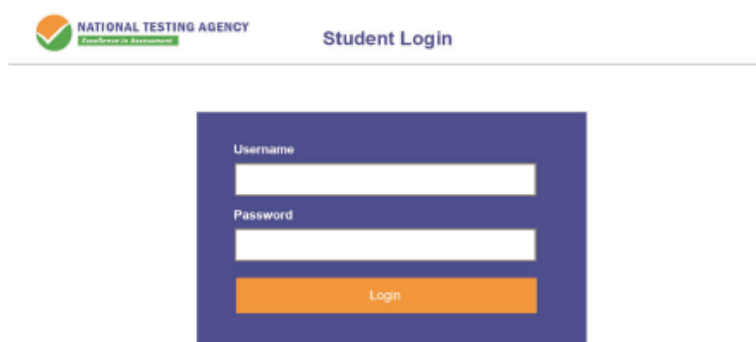
The major examinations being conducted by NTA will be Computer Based Test (CBT). A CBT requires candidates to sit in front of a computer terminal (node) allocated to them against their Roll number and Admit card. After logging the candidate will get detailed instructions for the examinations. At the designated time of start of examination, the candidates will be able to proceed and see the questions on the computer screen using the computer mouse. Candidates will have the option to change / modify/ edit / answers already entered any time during the examination.

#### Procedure for appearing in Computer Based Test (CBT):

(Sample/mock test will be available on NTA website: [www.nta.ac.in](http://www.nta.ac.in) for hands on practice)

- (a) A computer terminal (node) indicating roll number will be allocated to each candidate. Candidates should find and sit on their allocated computers only. Any candidate found to have changed room/hall or the computer on their own other than the one allotted would lead to cancellation of candidature and no plea in this regard would be entertained.
- (b) For login, the candidate will have to enter **login-ID and password**. The computer terminal allotted to the candidate will display WELCOME login screen, Candidate's photograph and NET subject opted by the candidate.

#### Candidate Login Page



NATIONAL TESTING AGENCY  
Excellence in Assessment

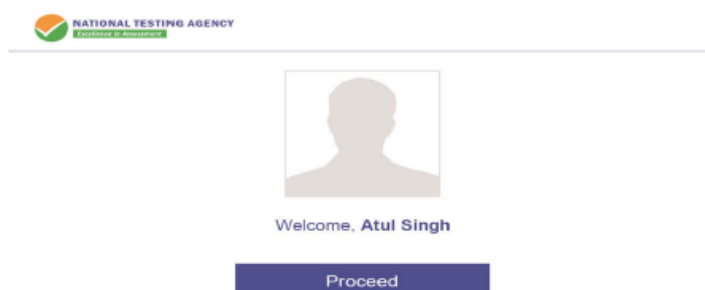
Student Login

Username

Password

Login

#### Candidate Welcome Screen



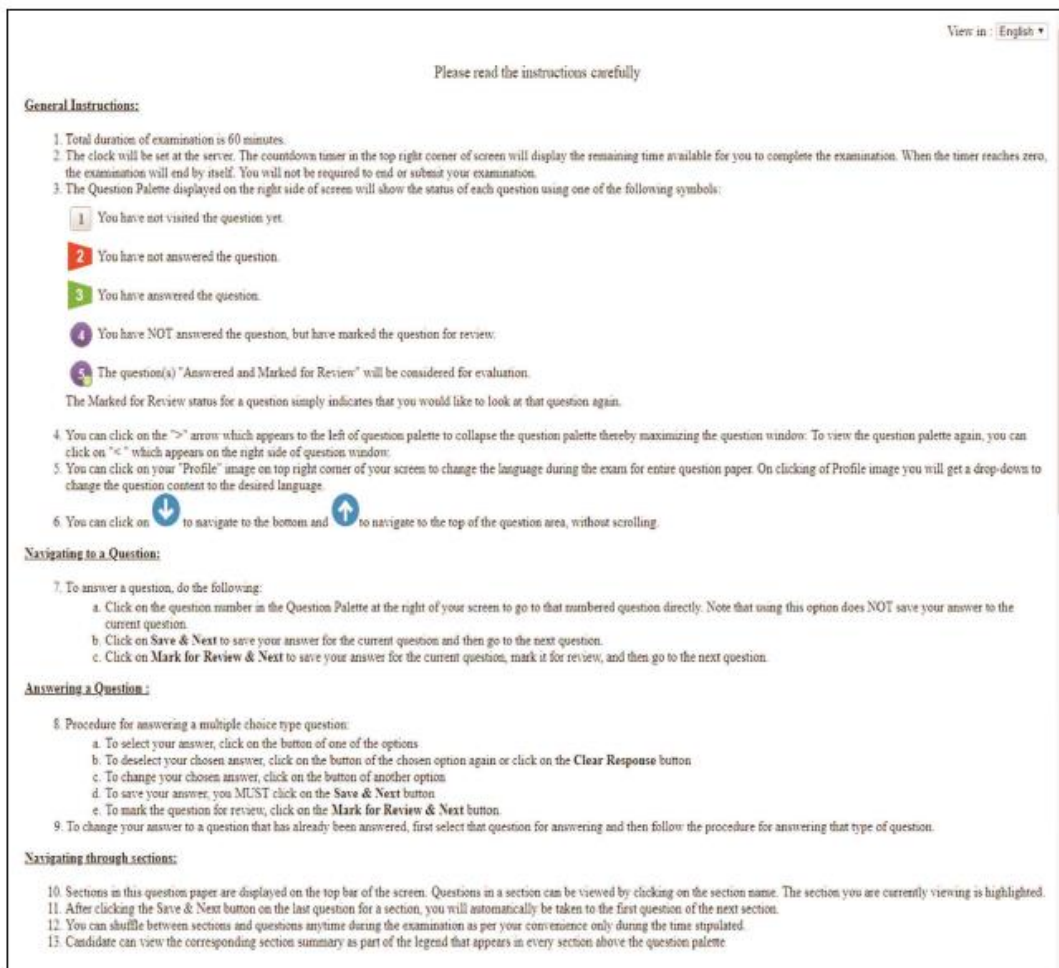
NATIONAL TESTING AGENCY  
Excellence in Assessment

Welcome, Atul Singh

Proceed

- (c) After login, the candidate shall be able to see the detailed instructions for the examination. Candidates are advised to go through the instructions carefully regarding the type of questions and marking scheme. At the designated time of start of the examination, the candidates will be able to proceed and see the questions on the computer screen.



## General Instruction Page



View in : English ▼

Please read the instructions carefully

**General Instructions:**

- Total duration of examination is 60 minutes.
- The clock will be set at the server. The countdown timer in the top right corner of screen will display the remaining time available for you to complete the examination. When the timer reaches zero, the examination will end by itself. You will not be required to end or submit your examination.
- The Question Palette displayed on the right side of screen will show the status of each question using one of the following symbols:
  - You have not visited the question yet.
  - You have not answered the question.
  - You have answered the question.
  - You have NOT answered the question, but have marked the question for review.
  - The question(s) "Answered and Marked for Review" will be considered for evaluation.The Marked for Review status for a question simply indicates that you would like to look at that question again.
- You can click on the ">" arrow which appears to the left of question palette to collapse the question palette thereby maximizing the question window. To view the question palette again, you can click on "<" which appears on the right side of question window.
- You can click on your "Profile" image on top right corner of your screen to change the language during the exam for entire question paper. On clicking of Profile image you will get a drop-down to change the question content to the desired language.
- You can click on  to navigate to the bottom and  to navigate to the top of the question area, without scrolling.

**Navigating to a Question:**

- To answer a question, do the following:
  - Click on the question number in the Question Palette at the right of your screen to go to that numbered question directly. Note that using this option does NOT save your answer to the current question.
  - Click on Save & Next to save your answer for the current question and then go to the next question.
  - Click on Mark for Review & Next to save your answer for the current question, mark it for review, and then go to the next question.

**Answering a Question:**

- Procedure for answering a multiple choice type question:
  - To select your answer, click on the button of one of the options
  - To deselect your chosen answer, click on the button of the chosen option again or click on the Clear Response button
  - To change your chosen answer, click on the button of another option
  - To save your answer, you MUST click on the Save & Next button
  - To mark the question for review, click on the Mark for Review & Next button
- To change your answer to a question that has already been answered, first select that question for answering and then follow the procedure for answering that type of question.

**Navigating through sections:**

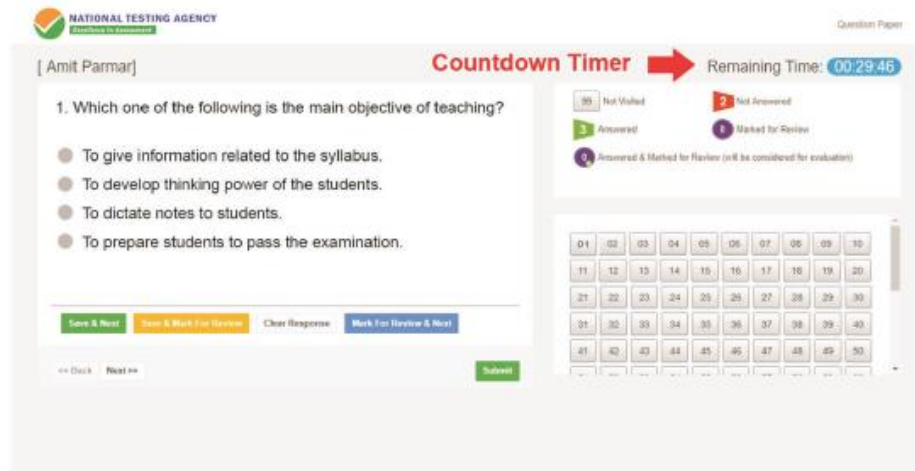
- Sections in this question paper are displayed on the top bar of the screen. Questions in a section can be viewed by clicking on the section name. The section you are currently viewing is highlighted.
- After clicking the Save & Next button on the last question for a section, you will automatically be taken to the first question of the next section.
- You can shuffle between sections and questions anytime during the examination as per your convenience only during the time stipulated.
- Candidate can view the corresponding section summary as part of the legend that appears in every section above the question palette

The keyboard attached to the computer, if any, will be disabled during the entire duration of the examination. Depending on the type of question, the answers to questions can either be entered by clicking on the virtual on-screen keyboard (numeric or otherwise) using the computer mouse or by clicking the chosen option(s) using the computer mouse. Candidates will have the option to change/modify answers already entered anytime during the entire duration of the examination.

In case the computer/mouse allotted to any candidate malfunctions anytime during the test, he/she will be immediately allotted another computer system and the time lost due to this will be adjusted in the server so as to give the candidate the full allotted time.

The on-screen computer clock counter of every candidate will be set at the server. The countdown timer in the top right side of computer screen will display the time remaining (in minutes) available for the candidate to complete the examination. When the timer reaches

zero, the examination will end by itself. Candidate will not be required to end or submit the examination.



(d) The Question Palette displayed on the right side of screen will show the status of each question using one of the following symbols:



The question(s) “Answered and Marked for Review” status for a question indicates that candidate would like to have a relook at that question again. A candidate has the option of answering a question and simultaneously “Marked for Review”, these answers will be considered for evaluation. However, if a candidate has simply put “Marked for Review” for a question without answering it, the corresponding question marked for review without an answer will not be considered for evaluation. It may be noted that a candidate can return to any “Marked for Review” question any time during the examination by clicking on the corresponding question number icon displayed on the Question Palette of the corresponding section.

(e) Candidate can click on the “>” arrow which appears to the left of question palette to collapse the question palette thereby maximizing the question viewing window. To view the question palette again, candidate can click on “<” which appears on the right side of question window.



- (f) Candidate can click on to navigate to the bottom and to navigate to the top of the question area, without scrolling. Using the computer mouse the candidate can scroll up and down the question viewing area for viewing the entire question.
- (g) The full paper can be viewed by clicking the “Question Paper” icon on the top right corner of the screen.
- (h) Blank Sheets for doing rough work/calculations shall be provided to the candidates. The Blanks Sheets would have a Header page for the candidates to write down his/her Name and Roll Number. All calculations/writing work are to be done only in the Blank Sheets provided at the centre in the examination Room/Hall and on completion of the test candidates must hand over the rough sheets to the invigilator on duty in the Room/Hall.
- (i) Navigating to a Question To navigate between questions within a Paper, candidate needs to do the following:
  - (a) Click on the question number in the Question Palette at the right of the screen to go to that numbered question directly. Note that using this option does NOT save the answer to the currently displayed question.
  - (b) Click on “Save & Next” to save the answer of any question. Clicking on “Save & Next” will save the answer for the current question and the next question will be displayed on the candidate’s computer screen.
  - (c) Click on “Mark for Review & Next” to mark a question for review (without answering it) and proceed to the next question.



**(j) Answering a Question**

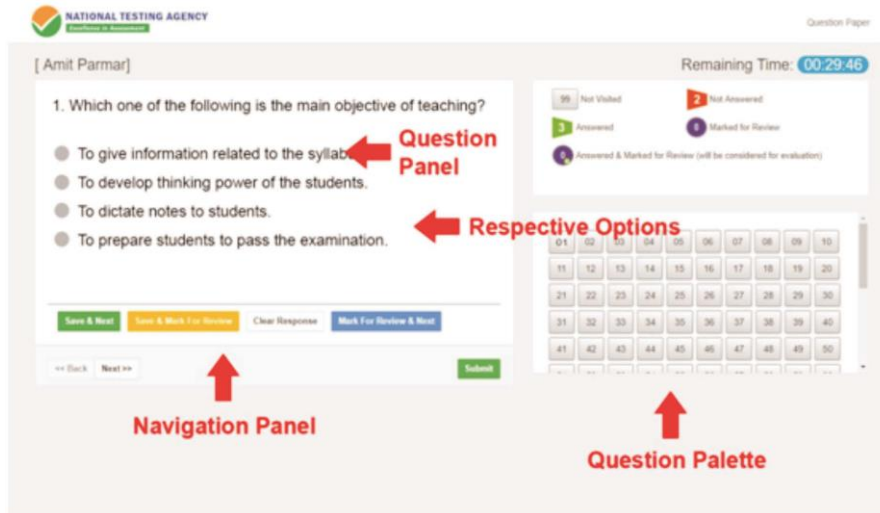
To navigate between questions within a Paper, candidate needs to do the following:

- (i) Procedure for answering a multiple choice type question:
  - (a) To select the option(s), click on the corresponding button(s) of the option(s).
  - (b) To deselect the chosen answer, click on the button of the chosen option again or click on the “Clear Response” button.
  - (c) To save the answer, the candidate MUST click on the “Save & Next” button.
  - (d) To mark the question for review (without answering it), click on the “Mark for Review & Next” button.

**(k) Navigating through sections:**

- (i) Sections in the question paper are displayed on the top bar of the screen. Questions in a section can be viewed by clicking on the section name. The section in which candidate is currently viewing will be highlighted.
- (ii) After clicking the “Save & Next” button on the last question for a section, candidate will automatically be taken to the first question of the next section.

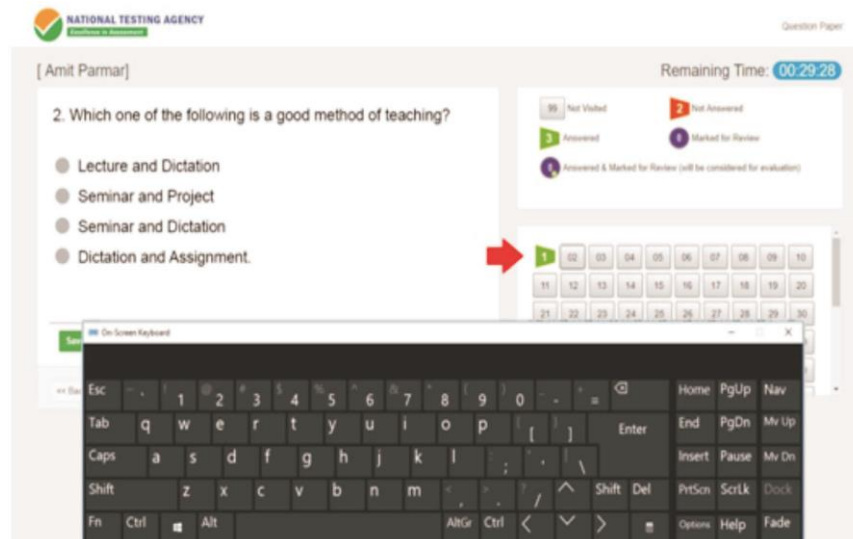
- (iii) Candidate can shuffle between sections and questions within sections anytime during the examination as per the convenience only during the time stipulated.
- (iv) Candidate can view the corresponding section summary as part of the legend that appears in every section above the question palette.



**(I) Procedure for answering questions that require inputs from on-screen virtual key board (numeric or otherwise):**

- (a) Candidate will have to use the on-screen virtual keyboard (that would be displayed just below the question statement of these types of questions) and the attached computer mouse to enter his/her answer in the space provided for answer.

**On Screen Virtual Keyboard**



- (b) The answer can be changed, if required, anytime during the test. To save the answer, the candidate MUST click on the “Save & Next” button.
- (c) To mark the question for review (without answering it), click on the “Mark for Review & Next” button.

**Candidate will have the option to change previously saved answer of any question, anytime during the entire duration of the test. To change the answer to a question that has already been answered, first select the corresponding question from the Question Palette, then click on “Clear Response” to clear the previously entered answer and subsequently follow the procedure for answering that type of question.**

**(m) ROUGH WORK:**

All calculations/writing work are to be done only in the rough sheet provided at the centre in the examination Room/Hall and on completion of the test candidates must hand over the rough sheets to the invigilator on duty in the Room/Hall.


**NTA: Test Practice Centres (TPCs)**

**What is a Test Practice Centre (TPCs)?**

The Ministry of Human Resource Development mandated the NTA to set up, establish and create a network of Tests Practice Centres for candidates, especially in remote and rural areas to enable them to practice and be comfortable in taking a Computer Based Test (CBT). This facility is completely free of cost. Candidates can register online (on NTA website) where they are provided a convenient TPC near to their location to practice on a given computer node. This facilitates and eases the process of being able to take a Computer Based Test (CBT). The entire experience of using a computer is close to the actual experience of taking a CBT. All efforts are made to provide practice tests and questions so that candidates can familiarize themselves with logging into the system, go through the detailed instructions regarding the test, use the mouse or numeric keyboard on screen (virtual) for attempting each question, scroll down to the next question, navigate between questions, review and edit their options and submit questions.

The objective of TPCs is primarily to organize test practice for the upcoming NTA examinations.

The set of Instructions on How to Register for a TPCs through website: <https://ntatpcsr.in/login>

 **NATIONAL TESTING AGENCY**  
*Excellence in Assessment*

Candidate Login

Email or Mobile Number

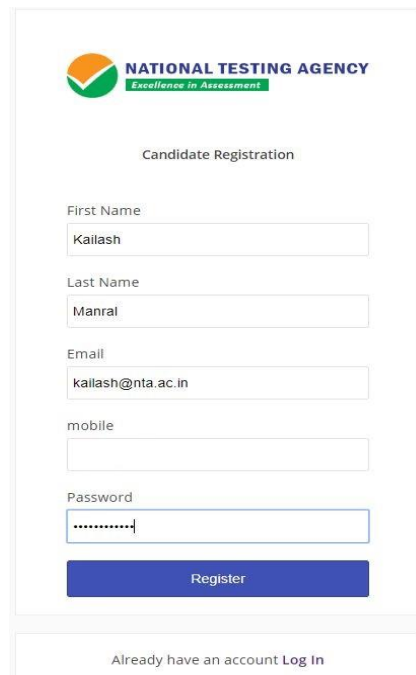
Password

**Log In**

[Forgot Password](#)

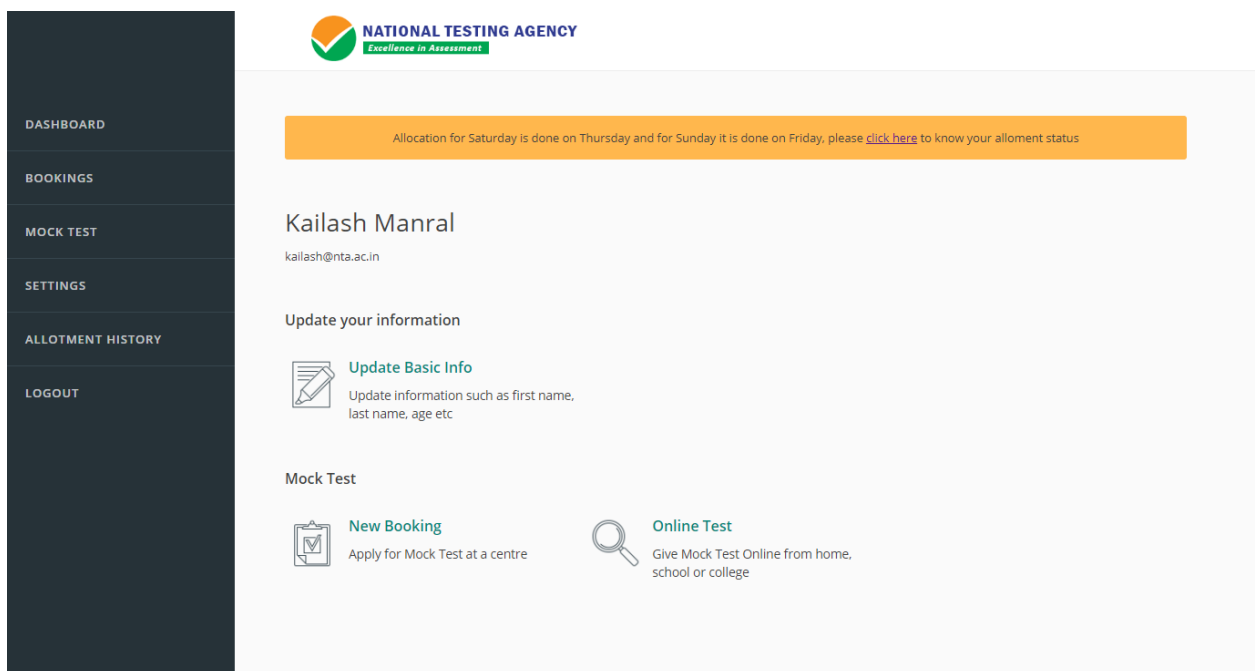
Don't have an account [Sign up](#)

For first time registration, click on “Sign up”.




The image shows a 'Candidate Registration' form for the National Testing Agency. At the top is the NTA logo with the tagline 'Excellence in Assessment'. Below the logo, the text 'Candidate Registration' is centered. The form contains several input fields: 'First Name' with the value 'Kailash', 'Last Name' with 'Manrai', 'Email' with 'kailash@nta.ac.in', 'mobile' (empty), and 'Password' (masked with dots). A blue 'Register' button is positioned below the password field. At the bottom of the form, there is a link: 'Already have an account Log In'.

### User Dashboard:




The image displays a user dashboard for the National Testing Agency. On the left is a dark sidebar with navigation links: DASHBOARD, BOOKINGS, MOCK TEST, SETTINGS, ALLOTMENT HISTORY, and LOGOUT. The main content area features the NTA logo at the top. Below the logo is an orange notification banner: 'Allocation for Saturday is done on Thursday and for Sunday it is done on Friday, please [click here](#) to know your allotment status'. The user's name 'Kailash Manral' and email 'kailash@nta.ac.in' are displayed. Under the heading 'Update your information', there is a 'Update Basic Info' option with a pencil icon and the text 'Update information such as first name, last name, age etc'. Below this is a 'Mock Test' section with two options: 'New Booking' (with a clipboard icon) 'Apply for Mock Test at a centre' and 'Online Test' (with a magnifying glass icon) 'Give Mock Test Online from home, school or college'.

## New booking to apply for a Mock Test:



**NATIONAL TESTING AGENCY**  
Excellence in Assessment


### New Booking



**No Upcoming Booking**  
You dont have any upcoming booking, click below to book Mock Test for the upcoming week

[Book Mock Test at Centre](#)

## Selection of Slot/Date:



**NATIONAL TESTING AGENCY**  
Excellence in Assessment

### New Booking

Select a Date

14 March, 2020	15 March, 2020	21 March, 2020	22 March, 2020
28 March, 2020	29 March, 2020	4 April, 2020	5 April, 2020
11 April, 2020	12 April, 2020	18 April, 2020	19 April, 2020
25 April, 2020	26 April, 2020	2 May, 2020	3 May, 2020
9 May, 2020	10 May, 2020	16 May, 2020	17 May, 2020
23 May, 2020	24 May, 2020	30 May, 2020	31 May, 2020

**Search Mock Test Centre with the help of Pin Code of your area and select maximum of 05 Centres:**

**NATIONAL TESTING AGENCY**  
Excellence in Assessment

Select a Centre

Enter your Pincode

**Search**

Total Centre Found (121)

Name / Address of Institute	
<b>PRESIDIUM SCHOOL</b> PRESIDIUM SCHOOL, PS-2 , C-3, ASHOK VIHAR, DELHI-110052 PHONE : 7838654441	<input checked="" type="checkbox"/>
<b>Pragati Public School</b> Sector 13, Phase II, Dwarka, New Delhi	<input type="checkbox"/>
<b>HMR INSTITUTE OF TECHNOLOGY AND MANAGEMENT</b> PLOT NO 326, HAMIDPUR, DELHI -110036	<input checked="" type="checkbox"/>
<b>BHARDWAJ MODEL SCHOOL</b> RZQ-88, NIHAL VIHAR, NEAR Q-BLOCK GURDWARA, NIHAL VIHAR, NEW DELHI-110041	<input type="checkbox"/>
<b>DAV CENTENARY PUBLIC SCHOOL,NARELA</b> SECTOR-B4,POCKET-5,DDA PROJECT,NARELA	<input checked="" type="checkbox"/>
<b>DECENT PUBLIC SCHOOL</b> DECENT PUBLIC SCHOOLH-34, SECTOR-3, ROHINI, DELHI-110085NEAR SHIV MANDIR	<input checked="" type="checkbox"/>
<b>SARASWATI PUBLIC SEC. SCHOOL</b> BUDH VIHAR,SEWADHAM ROAD,MANDOLI,DELHI	<input checked="" type="checkbox"/>
<b>Marigold Public School (Sr. Secondary)</b> Khasra No. 559, Jatkhori Road, Katewara, Near Bawana, Tehsil Narela, Delhi - 110039	<input type="checkbox"/>

**Acknowledgement of TPC:**

**NATIONAL TESTING AGENCY**  
Excellence in Assessment

Upcoming Mock Test

Confirmation awaits for ( April 19, 2020 )  
Listed below is/are the centre's of your choice

**presidium school**  
presidium school, ps-2 , c-3, ashok vihar, delhi-110052 phone : 7838654441

**hmr institute of technology and management**  
plot no 326, hamidpur, delhi -110036

**dav centenary public school,narela**  
sector-b4,pocket-5,dda project,narela

**decent public school**  
decent public schoolh-34, sector-3, rohini, delhi-110085near shiv mandir

**saraswati public sec. school**  
budh vihar,sewadham road,mandoli,delhi

Untill your previous booking date is not reached, you are not allowed to book a new centre for Mock Test

**Certificate regarding Physical Limitation in an Examinee to Write**

This is to certify that, I have examined Mr/Ms/Mrs \_\_\_\_\_ (name of the candidate with disability), a person with \_\_\_\_\_ (nature and percentage of disability as mentioned in the certificate of disability), S / o / D / o \_\_\_\_\_, a resident of \_\_\_\_\_ (Village/District/State) and to state that he/she has physical limitation which hampers his/her writing capabilities owing to his/her disability.



Signature  
Chief Medical Officer/ Civil Surgeon/ Medical Superintendent of a  
Government health care institution  
Name & Designation  
Name of Government Hospital/Health Care Centre with Seal

Place:

Date:

**[Note: Certificate should be given by a specialist of the relevant stream/disability (eg. Visual impairment – Ophthalmologist, Locomotor disability – Orthopaedic specialist/PMR).]**



**Letter of Undertaking for Using Own Scribe**



I \_\_\_\_\_, a candidate with \_\_\_\_\_ (name of the disability) appearing for the \_\_\_\_\_ (name of the examination) bearing Roll No. \_\_\_\_\_ at \_\_\_\_\_ (name of the centre) in the District \_\_\_\_\_, \_\_\_\_\_ (name of the State). My qualification is \_\_\_\_\_.

I do hereby state that \_\_\_\_\_ (name of the scribe) will provide the service of scribe/reader/lab assistant for the undersigned for taking the aforesaid examination.

I do hereby undertake that his qualification is \_\_\_\_\_. In case, subsequently it is found that his qualification is not as declared by the undersigned and is beyond my qualification, I shall forfeit my right to the post and claims relating thereto.

(Signature of the candidate with Disability)

Place:

Date:

Note: Aadhar card of the Scribe is enclosed.

**A F F I D A V I T**  
**(MUST BE ON Rs.50/- STAMP PAPER)**

I \_\_\_\_\_ son/wife of \_\_\_\_\_  
*(father/mother name)*  
resident of \_\_\_\_\_

\_\_\_\_\_ do hereby make oath and state as under:-

1. That the Deponent is the father / mother of \_\_\_\_\_  
*(candidate name)*
2. That the deponent's daughter is a Single Girl Child/Twin Daughter/Fraternal Daughter of the family and there is no other male and female child in my family.

Verified at \_\_\_\_\_ on this \_\_\_\_\_ that the contents of the above  
*(place)* *(date - month - year)*  
affidavit are true and correct to my personal knowledge and belief.

**DEPONENT Signature .....**

**Name .....**

**Full Address .....**

.....

.....

**Seal & Signature of .....**

**SDM / First Class Magistrate / Gazetted Officer (not below the rank of Tehsildar)  
certifying the aforesaid declaration.**

**SELF DECLARATION OF MINORITY COMMUNITY BY CANDIDATE FOR SUPPORT  
FOR MINORITY STUDENTS**

**DECLARATION**

I, ..... Son/Daughter of.....  
Resident of .....hereby  
declare that I belong to the (Muslims/Sikhs/Christians/Buddhists/Jains and Zoroastrains  
(Parsis) which is a notified minority community as per Section 2 (c) of National  
Commission for Minorities Act, 1992).

Date: .....

Place: .....

Signature of Candidate: .....

Name of the Candidate: .....

Summary of examination and result pattern (Please refer Information Bulletin for details)					
01	Mode of Examination	<b>Computer Based Test (CBT)</b>			
02	Dates of Examination	<b>Between 15 June 2020 to 20 June 2020</b>			
03	Number of Shifts	02 (Two) per day First Shift: 9.30 am to 12.30 pm Second Shift: 2.30 pm to 05.30 pm			
04	Allocation of Date and Shift	Random			
05	Centre Cities where Test shall be conducted	Refer ANNEXURE-I. Candidates have to select any four cities of their choice for Test.			
06	Syllabus of Test	<a href="https://www.ugcnetonline.in/syllabus-new.php">https://www.ugcnetonline.in/syllabus-new.php</a>			
07	Type of Examination	Objective Type- Multiple Choice Questions (MCQs)			
08	Paper wise Distribution of Questions, Total Number of Questions and Timing of Examination	Paper	No. of Questions	To be attempted during	
				First Shift	Second Shift
		Paper-I	50	<b>9.30 am to 12.30 pm</b>	<b>2.30 pm to 05.30 pm</b>
		Paper-II	100		
<b>Total</b>	<b>150</b>				
09	Marking Scheme	Correct Answer			Two marks (+2)
		Incorrect Answer/Unanswered/Marked for Review			No mark (0)
10	Procedure & Criteria for declaration of result.	Refer Point-11 of Information Bulletin			

### Important Points to Note:

- (i) In order to appear in UGC-NET June 2020, the candidates are required to apply 'online'. The Application Form other than online mode shall not be accepted. (No Application Form will be accepted through offline mode i.e. through fax/application including e-mail etc). The candidates, before submitting the Online Application Form, shall ensure their eligibility to appear in the test.
- (ii) Online submission of application may be done by **accessing the NTA official website:** ugcnet.nta.nic.in.
- (iii) **Online Application Form cannot be withdrawn once it is submitted successfully.**
- (iv) Application Form of candidates who do not fulfill the eligibility criteria shall be rejected.
- (v) A candidate is allowed to **submit only one Application Form. If a candidate submits more than one Application Form, the candidature is likely to be cancelled.**
- (vi) The Candidates should fill their complete postal address with PIN Code for further correspondence. **The NTA shall not be held responsible for any loss due to incorrect address given by the applicant in the Online Application Form.**
- (vii) The Candidate must ensure that e-mail address and Mobile Number provided **in the Online Application Form are their own (which cannot be changed later)** as communication may be sent by NTA through **e-mail or SMS.**
- (viii) The Candidate should not give the postal address, Mobile Number or e-mail ID of Coaching Centre in the Online Application Form.
- (ix) **Request for change in any particular in the Application Form shall not be entertained under any circumstances.**

**Note:** However, a chance may be given to the candidates to correct/modify/edit some of the particular(s) of the application form online only, during 25 April 2020 to 30 April 2020.

- (x) The States and Centres (Cities) indicated for the entrance examination by a candidate are only options. The actual Centre and shift shall be allotted by NTA and it shall be final. No correspondence in this regard shall be entertained. **It is mandatory for candidates to fill all four choices as options.**
- (xi) Selection of a candidate in the test is provisional subject to being found otherwise eligible for admission/appointment.
- (xii) In case a candidate is found providing incorrect information or the identity is proved to be false at any time in the future, the candidate shall face penal action as per the law.
- (xiii) The Candidates are not required to send/ submit the confirmation page of Online Application Form to the NTA. However, he/she is advised to retain the following documents with them as reference for future correspondence:
  - ❖ Print Confirmation Page of Online Application Form.
  - ❖ Proof of fee paid
  - ❖ Photographs (**same as uploaded on the Online Application Form**) –6 to 8 passport size photographs need to be kept aside.
  - ❖ **The name on the photo identification must match with the name as shown on the Admit Card. If the name has been changed due to events such as marriage, candidate must show the relevant document at the time of exam. Marriage Certificate/Divorce/Decree/Legal Name Change Document**
- (xiv) In case of any technical issue or due to a natural disaster, if an exam in a particular shift/subject has to be rescheduled, NTA may follow the process of normalization of the two test forms as per policy (**Annexure-IX**).



Help Line No.  
**0120-6895200**

e-mail : [ugcnet.nta@nic.in](mailto:ugcnet.nta@nic.in)



## ***National Testing Agency***

(An autonomous organization under the Department of Higher Education,  
Ministry of Human Resource Development, Government of India)

### **Address for Correspondence:**

Block C-20/1A/8, Sector 62, Gautam Budh Nagar,  
Noida -201309 (UP)

Help Line : For Technical support, contact at  
Ph.: 0120-6895200; or send us the query through  
Query Redressal System (QRS) in Candidates login.

Website: [www.nta.ac.in](http://www.nta.ac.in), [ugcnet.nta.nic.in](http://ugcnet.nta.nic.in)